

# Bourbon County Commission Meeting

## Meeting Agenda

April 27, 2026 at 5:30 PM

Bourbon County Commission

---

1. Call Meeting to Order
2. Pledge of Allegiance
3. Prayer
4. Introductions
5. Approval of Agenda
6. Approval of Minutes 04.13.26 and 04.20.26
7. Approval of Accounts Payable 04.24.26 \$103,573.61
8. Approval of March 2026 Financials
9. Approval of 1st Quarter 2026 Financial Publication
10. Public Comments
11. Planning Commission - Milburn-Kee
12. Meeting Resolution - Milburn-Kee
13. City of Fulton - Carmen/Milburn-Kee
14. Department Updates
  1. County Clerk
15. Old Business
  1. Vacation & Sick Leave Resolution - Beerbower
  2. 2025 Kanren Invoice - County Clerk
  3. Maintenance Supervision
16. New Business
  1. Landfill Hours of Operation - Milburn-Kee
  2. Executive Session K.S.A. 75-4319 (b)(1) - Milburn-Kee
  3. Hay Bid for Native Road - Presented Late
17. Future Agenda Topics
  1. May 4th - Audit Presentation by Emily Franks
18. Commission Comments

## 19. Adjournment

# Bourbon County Commission Meeting

Meeting minutes April 20, 2026, 5:30 PM

210 S National, Fort Scott, KS 66701

## Attendance

Clint Walker, Mike Hazen, Jean Tucker, Tim Emerson, Mike Wunderly, Jamea Whitney, Scott Christiansen, Casey Brown, Jason Yount, Kyle Parks, Pete Owenby, Anne Dare, Nick Graham, Jason Silvers, Marlon Merida, Jennifer Hawkins, Teri Hulsey, Bob Reed, Bill Pitts, Nick Ruhl, Tanner O'Dell, Dean Bailey and several other county employees.

## Pledge of Allegiance

The Pledge of Allegiance was recited.

## Prayer

Commissioner David Beerbower offered the opening prayer.

## Introductions

- Commissioner Samuel Tran (District 1)
- Commissioner David Beerbower (District 2)
- Commissioner Joe Allen (District 3)
- Commissioner Greg Motley (District 4)
- Commissioner Mika Milburn-Kee (District 5)
- Deputy County Clerk, Lesley Herrin

## Approval of Agenda

Several amendments were made to the agenda. Commissioner Beerbower requested adding an executive session under KSA 4319(b)(1) for non-elected personnel for consultation of sick leave. Commissioner Allen requested adding an executive session under KSA 4319(b)(4) for trade secrets discussion with the county counselor by phone at 7 PM. Commissioner Milburn-Kee requested adding several items: An executive session under KSA 4319 (b)(1), Elm Creek Quarry discussion under old business, transfer station hours discussion under new business, and a disaster proclamation resolution under new business. The treasurer requested moving department updates above the executive sessions due to prior commitment.

The hay bid opening was moved up on the agenda due to its published time requirement.

Motion: Commissioner Tran moved to approve the agenda as amended. Commissioner Milburn-Kee seconded. Motion carried unanimously.

Motion: Commissioner Milburn-Kee moved to move the hay bid opening up on the agenda. Commissioner Tran seconded. Motion carried unanimously.

Motion: Commissioner Milburn Kee moved to open the hay bid. Motion died for lack of second.  
(Commission continues with the process)

## Hay Bid Opening 5:35PM

Commissioner Tran opened two sealed bids for hay leases. One location (Native Road west of Oak Grove Cemetery) received no bids. The two bids received were both from the same bidder: \$5 for the radio tower location at 250<sup>th</sup> Street and \$600 for the Prairie Road location.

Motion: Commissioner Beerbower moved to accept the bids received for \$600 and \$5. Commissioner Motley seconded. Motion carried unanimously.

## Approval of Minutes 04.13.26

Commissioner Milburn-Kee requested corrections to the executive session notes, specifically that the vote should reflect "no action" rather than "with action" for the KSA 75-4319(b)(4) session with Commissioner Motley. She also noted concerns about payroll discussion accuracy in the minutes.

Motion: Commissioner Milburn-Kee moved to correct the minutes as requested. Commissioner Tran seconded. Motion carried with Commissioner Motley abstaining.

## Approval of Accounts Payable

Three accounts payable were presented: April 15, 2026, for \$6,590.70; April 16, 2026, for \$345.96; and April 17, 2026, for \$286,279.61.

Motion: Commissioner Tran moved to approve the accounts payable as presented. Commissioner Allen seconded. Motion carried unanimously.

## Department Updates

### Jennifer Hawkins

Treasurer Jennifer Hawkins provided updates on tax collection. Property taxes are due May 10th, with May 11th being the last day to pay without penalties since the 10th falls on a Sunday. The office will extend hours from 7 AM to 7 PM on May 7th and 8th. Remote tax collection will be conducted throughout the week in various cities: Garland (Monday), Mapleton (Tuesday), Uniontown (Wednesday), Fulton (Thursday), and Bronson (Friday) from 5-7 PM. The online tax portal is now active. Commissioner Milburn-Kee asked for an update on the tax sale. Regarding the tax sale, the firm hired is handling the process and is currently in the title research phase, with an estimated completion date of August-September. Commissioner Beerbower requested contact information for the firm doing the tax sale. Jennifer also requested communication if she is needed to be present at meetings for updates and that she doesn't always watch the meetings.

## Executive Session - Commissioner Beerbower

Motion: Commissioner Beerbower moved to enter executive session pursuant to KSA 75-4319(b)(1) for nonelected personnel matters involving sick leave discussion. The session included the five commissioners and Bob Reed for 20 minutes, returning at 6:10 PM. Commissioner Motley seconded. Motion carried unanimously.

Motion: Commissioner Tran moved to return to regular session with no action at 6:11 PM. Commissioner Milburn-Kee seconded. Motion carried unanimously.

Motion: Commissioner Beerbower moved to enter executive session pursuant to KSA 75-4319(b)(1) for nonelected personnel matters involving sick leave discussion. The session included the five commissioners and Bob Reed for 20 minutes, returning at 6:22 PM to the commission chambers. Commissioner Motley seconded. Motion carried unanimously.

Motion: Commissioner Tran moved to return to regular session with action at 6:22 PM. Commissioner Beerbower seconded. Commissioner Beerbower, Tran, Motley and Allen voted in favor and Milburn-Kee voted no.

Commissioner Beerbower made a motion to continue the precedent set with the employee regarding their time off situation for one week.

Motion: Commissioner Beerbower moved to continue the precedent set with this employee on his time off for one week. Commissioner Motley seconded. Commissioner Beerbower, Tran and Motley voted in favor with Commissioner Allen abstaining due to the precedent being set prior to his tenure and Commissioner Milburn-Kee voting no.

## Public Comments

Three individuals addressed the commission:

Mike Wunderly spoke about concerns regarding the Elm Creek Lake and the rock quarry proposal. He noted the overcrowding at Lake Fort Scott and expressed concern about converting Elm Creek Lake into a rock quarry, as it would eliminate recreational opportunities for rural residents.

Todd Miller, an ordained elder and county employee, thanked the commission for their service and for opening meetings with prayer. However, he expressed concern about Commissioner Tran using the Lord's name in vain during the previous meeting and called for a public apology. He emphasized the importance of maintaining higher standards as elected officials and encouraged the commission to seek divine guidance in their decision-making.

SEKCAP representative presented information about two programs. First, they requested a letter of support for an emergency solutions grant application for rapid rehousing services across their 12-county jurisdiction. Second, they provided an update on their transportation services, noting they had aligned their fiscal year with the county's and provided ridership data showing usage throughout Bourbon County. They requested a letter of support and \$24,000 in total support from all county entities to maintain the transportation service.

## Old Business

### Planning Commission - Milburn

Planning Commission representatives presented updates on the comprehensive plan RFP process. Five firms responded with proposals ranging from approximately \$38,000 to \$117,000. The planning commission recommended interviewing three firms: Confluence (\$105,600), MPC (\$98,000), and Foster and Associates (\$35,600-\$39,800 plus expenses on a time and materials basis).

The commissioners discussed the significant price differences and scope variations. Foster and Associates were noted as having less community engagement scope but more county responsibility for tasks. Confluence was praised for comprehensive scope and experience, currently working on Cherokee County's plan. MPC has extensive Kansas experience.

Commissioner Tran emphasized the importance of the comprehensive plan as a tool for economic development and grant applications, noting that the end product quality should be the primary consideration rather than just cost. The planning commission was authorized to proceed with scheduling interviews with the three recommended firms.

### Juvenile detention - Sheriff/Angie Eads

Sheriff Martin, County Attorney, James Crux and Angie Eads, Director of Sixth Judicial District Community Corrections, presented data on juvenile detention usage from 2018 through March 2026. The data showed inconsistent annual usage, with significant portions of detention days attributable to a small number of repeat offenders.

Ms. Eads discussed House Bill 2329, which extends maximum detention limits from 45 to 90 days and creates automatic detention for repeat misdemeanor offenders within three months. She indicated that Johnson County's study suggested the bill would only marginally increase detention days. She explained that judges typically detain juveniles who pose public safety risks regardless of the time limits.

County Attorney Crux noted that of the approximately 1,225 billable days from 2019-2024, 543 days were attributable to one juvenile, with another 175 days from a second juvenile. He emphasized that most detention stays are relatively short, with this year's 50-60 days primarily due to an out-of-state runaway case.

The commission discussed various detention center options and costs: Girard offers a flat contract rate (previously \$134,000), Johnson County charges \$150 per day, and other counties like Shawnee charge \$300 per day with restrictions. The commissioners agreed to schedule a work session after Commissioner Allen's return from the next meeting at Girard to make a final decision before the July 1 deadline.

Commissioner Tran requested a three-minute recess. Commissioner Motley and Milburn-Kee remained in the commissioner chambers.

## Vacation & Sick Leave Resolution - Beerbower

Commissioner Beerbower presented a revised vacation and sick leave resolution, explaining changes made based on feedback received after the previous meeting. The main modifications included:

Vacation Leave Changes:

- Simplified scale: 0-1 years (no vacation), 2-9 years (80 hours), 10-15 years (120 hours), 16-19 years (160 hours), 20+ years (200 hours)
- Changed from accrual to front-loading system with awards given at the beginning of each fiscal year
- Added payout eligibility after 10 years of service for separation
- Included grandfather clause to protect current employees from benefit reductions

Sick Leave Changes:

- Maintained 80 hours annual award but adjusted maximums based on shift length (480 hours for 8-hour shifts, 504 for 12-hour shifts, 672 for 24-hour shifts)
- Limited payout to retirement only (defined by KPERS standards)

Commissioner Milburn-Kee presented extensive documentation challenging the resolution, arguing that most employee concerns had been resolved and that only two employees were adversely affected by the current system. She provided evidence of data discrepancies in employee records and detailed the audit process conducted by the executive assistant to correct hire dates and accrual calculations.

The discussion became heated, with Commissioner Beerbower arguing that continued complaints indicated systemic problems, while Commissioner Milburn-Kee maintained that proper implementation of existing policies had resolved most issues. Commissioner Motley expressed desire to restore whatever employees thought they had on December 31, 2025, regardless of how they acquired it.

Commissioner Allen emphasized the need to move forward rather than continuing to relitigate past practices, while Commissioner Beerbower remained prepared to vote on his resolution.

Commissioner Tran noted he would not be taking comments from the Gallery and many county employees walked out sharing their frustration with the commission.

Motion: Commissioner Milburn-Kee moved to change the handbook language regarding leave accrual for employees who changed from exempt to non-exempt status, using their full-time hire date rather than status change date. Commissioner Tran seconded. Motion carried unanimously.

The main resolution was tabled for one week to allow commissioners time to review the complete revised document.

Motion: Commissioner Tran moved to change the agenda and moved Commissioner Allen's executive session up on the agenda. Commissioner Allen seconded. Motion carried unanimously.

## Executive Session - Commissioner Allen

Motion: Commissioner Allen moved to enter executive session pursuant to KSA 75-4319(b)(4) for trade secrets discussion with the five commissioners and county counselor, Bob Johnson, by phone for 17 minutes, returning at 8:55 PM to discuss contract negotiations and return to the commission chambers. Commissioner Tran seconded. Motion carried unanimously.

Motion: Commissioner Tran moved to return to regular session at 8:55 PM with no action taken. Commissioner Motley seconded. Commissioner Beerbower, Tran, Motley and Allen voted in favor. Milburn-Kee was not present for the vote.

## Elm Creek Discussion

Commissioner Milburn-Kee raised concerns about the Elm Creek quarry project, citing citizen feedback about the property's intended purpose as public recreation. She made a motion to halt current operations pending full board review.

Commissioner Tran provided background on the county's quarry needs, explaining that the Blake quarry is playing out and the Shepherd quarry produces lower-quality rock. He noted that Elm Creek was approved by the previous administration and offers high-quality rock without lease concerns, though the project would take decades to complete. He also mentioned the lake's current leaking condition and the estimated million-dollar repair cost.

Commissioner Beerbower opposed the quarry, citing potential damage to recreational use and availability of alternative lease sites. He advocated pursuing grants to repair the dam and developing the lake for RV camping. He encouraged Commissioner Tran to do a deep dive into the cost to produce our own rock versus buying from local business.

Commissioners Motley asked Mike Wunderly what changed the dynamics of less attendance at Elm Creek Lake. Mr. Wunderly said it was most likely due to Fort Scot Lake expansion and the neglect of the shelters and areas around Elm Creek Lake.

Commissioner Allen shared positive memories of the lake and supported exploring its recreational potential. It is a fishing lake not a boating lake and it takes a select type of person to explore this type of recreational opportunity.

Motion: Commissioner Milburn-Kee moved to hold quarry operations at Elm Creek. Commissioner Beerbower seconded. Motion carried unanimously.

Motion: Commissioner Tran moved to have Commissioner Allen contact Director Allen to cease operations at Elm Creek. Commissioner Milburn-Kee seconded. Motion carried unanimously.

Motion: Commissioner Beerbower moved to move the disaster proclamation resolution 20-26 up on the agenda. Commissioner Motley seconded. Motion carried unanimously.

## Resolution for Disaster Proclamation

Emergency Management Director Lou Howard requested a disaster proclamation for storm damage that occurred on April 17, 2026. The proclamation declares a state of local disaster emergency for all of Bourbon County for 14 days unless it is terminated earlier or renewed.

Motion: Commissioner Milburn-Kee moved to approve the disaster proclamation resolution 20-26. Commissioner Motley seconded. Motion carried unanimously.

The resolution was signed by all commissioners, and Director Howard indicated she would contact all cities the following day to assess damage.

## Commission Comments

Commissioner Beerbower noted that time constraints prevented discussion of several agenda items and suggested continuing them the following week.

The remaining items on the agenda were moved to the following meeting.

- Meeting Resolution
- 2025 Kanren Invoice
- Maintenance Supervision
- Transfer Station Hours
- Commissioner Milburn-Kee Executive Session

## Adjournment

Motion: Commissioner Milburn-Kee moved to adjourn the meeting at 9:20 PM. Commissioner Tran seconded. Motion carried unanimously.

ATTEST:

THE BOARD OF COMMISSIONERS  
OF BOURBON COUNTY, KANSAS

\_\_\_\_\_, COMMISSIONER  
\_\_\_\_\_, COMMISSIONER  
\_\_\_\_\_, COMMISSIONER  
\_\_\_\_\_, COMMISSIONER  
\_\_\_\_\_, COMMISSIONER

---

Susan E. Walker, County Clerk

Date Approved

# Bourbon County Commission Meeting

Meeting minutes April 13, 2026, 5:30 PM

210 S National Avenue, Fort Scott, KS 66701

## Citizen Attendance

Clint Walker, Rachel Walker, Kyle Parks, Jason Silvers, Anne Dare, Jennifer Hawkins, Jean Tucker, Tim Shallenberger, Pamela Lanier, Teri Hulsey, Lora Holdridge, Mike Wunderly, Time Emmerson, Pete Owenby, Rick James, Tanner O'Dell, Billy Pitts, Blaine Pitts, Charles Gentry, Bill Martin, Bob Reed, Alvin Metcalf, Dean Bailey, Micheal Bryant, Tyler Moore, Kevin Davidson, Kyle Schnichels, Clay Campbell,,and several other Bourbon County Employees.

## Call Meeting to Order

The meeting was called to order at 5:30 PM.

## Pledge of Allegiance

The Pledge of Allegiance was recited.

## Prayer

The prayer was led by David Beerbower.

## Introductions

- Commissioner Samuel Tran (District 1)
- Commissioner David Beerbower (District 2)
- Commissioner Joe Allen (District 3)
- Commissioner Greg Motley (District 4)
- Commissioner Mika Milburn-Kee (District 5)
- County Clerk, Susan Walker

## Approval of Agenda

Motion: To approve the agenda adding Senator Tim Shallenberger for Legislative updates following the first executive session. Moved by: Commissioner Tran Seconded by: Commissioner Motley.

Result: Motion Carried.

## Approval of Minutes 03.31.26 & 04.06.26

Motion: To approve the minutes from March 31, 2026, and April 6, 2026, were approved without discussion. Moved by: Commissioner Motley Seconded by: Commissioner Beerbower. Result: Commissioner Tran, Beerbower, Motley and Allen all approved. No Vote was given by Commissioner Milburn-Kee.

## Approval of Accounts Payable \$445,485.34

Motion: To approve accounts payable for \$445,485.34 Moved by: Commissioner Tran Seconded by: Commissioner Motley Result: Motion carried unanimously

## Approval of Tax Corrections

Motion: To approve tax corrections Moved by: Commissioner Motley Seconded by: Commissioner Tran Result: Motion carried unanimously

## Approval of February 2026 Financials

Motion: To approve February 2026 financials Moved by: Commissioner Beerbower Seconded by: Commissioner Motley Result: Motion carried unanimously

## Public Comments

Three public comment cards were received.

Micheal Bryant addressed the commission regarding an audit on the sheriff's department. He stated that when he previously asked about a completed audit, Commissioner Milburn had provided him with a document, but no actual audit had been completed. He noted that he had emailed commissioners eight times requesting documentation but had not received it. Bryant argued that the vote taken three weeks prior was based on inaccurate information and called for the commission to bring the forensics audit topic back for discussion with pertinent information.

Brad Matkin, City Manager of Fort Scott, provided updates on economic development initiatives. He announced that the Value Merchandisers building has been sold, with the new owners planning to begin operations in the first quarter of 2027, bringing 60 initial job opportunities and growing to 350 jobs over three years. Additionally, the Timken building has been sold to a California manufacturing company that will bring 200 new jobs and plans to nearly double the building size over time. Matkin explained that the company representative had not originally planned to visit Fort Scott but came due to persistent outreach efforts. He also reported progress on the Moody building donation to the city and announced a joint city-county meeting scheduled for Thursday, April 16, 2026, at 6 PM at the Empress Room.

## Executive Session K.S.A. 75-4319 (b)(4) - Motley

Motion: To go into executive session under KSA 75-4319(b)(4) to discuss data relating to financial affairs or trade secrets of corporations, partnerships, trusts, and individual proprietorships. Attendees will be the five commissioners, Bob Johnson, Pamela Lanier, Rick James, Tim Schallenberger, and Brad Matkin. Session to recess for 30 minutes and return at 6:13 PM in the commission room. Moved by: Commissioner Motley Seconded by: Commissioner Allen Result: Commissioner Beerbower, Tran, Motley and Allen voted in favor and Milburn Kee voted no.

Motion: To return to normal session with no action at 6:13 PM Motion: Commissioner Tran Seconded by: Commissioner Motley Result: Motion Carried unanimously.

Motion: To allocate \$10,000 for legal and title work fees to explore legal action based on a county contract Moved by: Commissioner Motley Seconded by: Commissioner Allen Result: Commissioner Beerbower, Motley and Allen voted in favor and Commissioner Tran and Milburn Kee voted no (Commissioners Milburn and Tran expressed concerns about proceeding without more information and discussion)

## Senator Tim Shallenberger Legislative Updates

Senator Schallenberger provided a legislative update on bills affecting county operations, including changes to bidding requirements. He noted Fort Scott Community College's improved financial stability and encouraged the county to work together more cooperatively, noting he receives more complaints and inquiries from Bourbon County than his other two counties combined.

### Stronghold - Project Update

Adam from Stronghold Data presented a comprehensive technology update. He reported that all county core systems are stable and under active monitoring, with Microsoft 365 scoring 98% on security metrics. A full hardware inventory of 77 assets was completed, with approximately 20 items identified for replacement. In March, the team handled 42 service requests totaling 62.7 hours of support, with 41 of 42 tickets resolved.

Current projects include network segmentation, which is technically ready but awaiting phone provider resolution, and compliance with Kansas criminal justice information systems requiring Windows 11 by January 2027. Two additional initiatives are underway: configuring the commission chamber for better public live streaming and migrating to an official .gov domain for enhanced security and credibility.

Adam confirmed that the main project scope is essentially complete, with the county now in the maintenance phase.

### Emergency Services Sales Tax Oversight Committee - Motley

Charles Gentry, representing the emergency services sales tax monitoring committee, presented the 2025 financial report. The committee, consisting of Gentry, Dr. Randy Nichols, and Craig Campbell, monitors the quarter-cent sales tax dedicated to emergency room services.

Total 2025 receipts were \$705,728.66 (\$549,675.12 in sales tax and \$156,053.54 in use tax). These funds were forwarded to Bourbon County Fund 399, which had a beginning balance of \$58,791.03. Payments to Freeman Fort Scott Hospital totaled \$710,909.75, leaving an ending balance of \$53,609.94.

Gentry confirmed that all promises regarding the emergency room sales tax have been kept, with money going to its intended purpose. The committee will continue providing quarterly reports, with the next report available around the end of May due to reporting lag times.

A three-minute recess was conducted at 6:36PM. Commissioner Allen and Beerbower leave the commission chambers.

### Executive Session K.S.A. 75-4319 (b)(1) - Job Performance - Allen

Motion: To move to executive session pursuant to KSA 75-4319(b)(1) to discuss personnel matters of individual non-elected personnel to protect their privacy. The subject will be job performance. Attendees will be the five commissioners, Bob Johnson, and Sheriff Bill Martin for 10 minutes to return at 6:49 PM in the commission chambers. Moved by: Commissioner Allen Seconded by: Commissioner Beerbower Result: Commissioner Beerbower, Tran, Motley and Allen voted in favor and Milburn-Kee voted no.

Motion: To return to regular session with no action taken. Moved by: Commissioner Tran Seconded by: Commissioner Allen Result: Carried unanimously.

## Department Updates

### Payroll - Motley Sponsoring Walker

Susan Walker addressed the commission representing employees, emphasizing her commitment to supporting a fair and equitable work environment. She presented detailed concerns about payroll and leave policy

implementation, stating that approximately 40 county employees were present, representing nearly half the workforce.

Walker outlined several key issues:

**Historical Context:** She referenced January 18, 2022, discussions about sick leave policy from the 2002 handbook, when the county was struggling with COVID-19 exposure and employee retention. New employees had to wait seven months to use sick leave and start accruing vacation.

**Resolution Changes:** Resolution 6-22, adopted January 31, 2022, replaced language in the 2002 handbook and was followed until payroll transitioned to the executive assistant in December 2025. Resolution 51-25, passed December 18, 2025, allowed vacation and sick leave carryover for the 2026 fiscal year to avoid adversely affecting employees during policy transitions.

**Current Problems:** Employees are locked out of viewing their vacation and sick leave balances, with adjustments made without communication. Resolution 6-22 was repealed on February 9, 2026, but the motion was not to retroactively affect employees hired in 2025. Walker presented timestamped documentation showing that employee records had been altered, with 21 employees having their employment hire dates changed between November 2025 and March 2026.

**Legal Concerns:** Walker cited Kansas Wage Payment Act (KSA 44-313), stating that accrued vacation pay is considered wages and cannot be retroactively reduced. She also raised concerns about KORA law violations regarding access to employee personal records.

Several Bourbon County employees spoke during this segment:

An employee from Public Works requested that any new handbook changes be applied prospectively rather than retroactively, suggesting December 31 as a starting date while grandfathering existing employees.

Bob Reed expressed losing 16 years of service credit, being treated like a two-year employee despite giving 16 years of service to the county. He had to cancel a planned vacation due to uncertainty about available vacation time.

Lora Holdridge, Register of Deeds, noted that their hire date was incorrectly changed by over 10 years, affecting KPERs retirement calculations, and requested that payroll return to the clerk's office due to ongoing problems.

Commissioner Tran responded by explaining specific payroll issues he had investigated, noting that many problems stemmed from data inconsistencies and human errors rather than systematic manipulation. He emphasized the need for better communication and standardized processes.

An employee asked who told the executive assistant to make the changes in the system and block employees from seeing their vacation and sick leave time.

County Clerk presented a stack of documents to Commissioner Motley.

Multiple employees start questioning the board about who authorized their time and dates to be changed, a commissioner requests a three-minute recess. Commissioner Motley, Allen, Beerbower leave the chambers.

During the recess, County Counselor, Bob Johnson, asks Commissioner Milburn-Kee and Commissioner Tran if the files the clerk gave to Commissioner Motley were personnel files. Commissioner Tran asks Commissioner Milburn-Kee to hand him the documents. Mr. Johnson proceeds to explain those documents now become open record. Commissioner Tran utters multiple expletives as he hands off the documents to the county counselor. Commissioner Milburn-Kee leaves the chambers. The County Clerk and Commissioner Tran engage in a heated exchange with Detective Metcalf attempting to de-escalate the situation.

The commissioners return from their recess and Commissioner Tran asks if there are any employees who wish for him to investigate their situation.

Tanner O'Dell reported that 35 hours and 15 minutes of sick time was removed from his February 6 paycheck without explanation or communication.

Kyle Schnichels noted that his date of hire was wrong.

Bobby Reed reiterated that what they had done to the employees and him personally was wrong, and that they should not retroactively take time away from individuals.

#### Motion Actions:

Motion: To allow all employees to have access to their time entry to make changes, additions, and subtractions until the end of each pay period, similar to what was implemented for the sheriff's department and EMS Moved by: Commissioner Beerbower Seconded by: Commissioner Motley Discussion: Commissioner Milburn expressed concerns about potential problems and mistakes. Commissioner Tran noted that recent payroll delays were caused by supervisor errors in one of the departments already using this system. Result: Commissioner Beerbower, Motley and Allen approved (Commissioner Tran abstained) and Commissioner Milburn-Kee voted no.

Motion: To allow all vacation and sick time to be viewed by every employee. Moved by: Commissioner Beerbower Seconded by: Commissioner Motley Result: Motion carried unanimously.

Motion: To have the chairman contact the executive assistant to implement these changes. Moved by: Commissioner Beerbower Seconded by: Commissioner Milburn-Kee Result: Motion carried (Commissioner Tran abstaining)

## Resolution Proposal - Beerbower

Commissioner Beerbower's Comprehensive Resolution Proposal: Commissioner Beerbower presented a detailed resolution to revise full-time employee benefits, establishing uniform vacation and sick leave benefits based on front-loading rather than accrual systems. Key provisions included:

- Annual front-loading of vacation based on years of service (0-1 years: no vacation; 1-5 years: 80 hours; 5-10 years: 120 hours; 10-15 years: 144 hours; 15-20 years: 160 hours; 20+ years: 200 hours)
- Maximum carryover of 200 hours annually
- 80 hours of annual sick leave front-loaded
- No yearly carryover limits for sick leave, with 180-day maximum accumulation
- Payout eligibility only upon KPERS-defined retirement
- Years of service determined by 2025 longevity bonus calculations

Commissioner Motley supported the proposal, noting it would address current inequities and restore employee benefits. The resolution will be refined and brought back for formal consideration at the next meeting.

#### Additional Motions:

Motion: To have the chairman coordinate with Dr. Cohen and Payentry personnel to set up training for supervisors and help resolve employee issues Moved by: Commissioner Beerbower Seconded by: Commissioner Milburn-Kee Result: Motion carried (Commissioner Tran abstaining)

The commission recessed for three minutes at 8:05 PM. Commissioner Tran and Beerbower exited the room.

Motion: To amend the agenda to move SEK Juvenile Detention Center Conversation up on the agenda Moved by: Commissioner Tran Seconded by: Commissioner Motley Result: Motion Carried

## SEK Juvenile Detention Center Termination Letter

Michael Walden, Executive Director of the Southeast Kansas Juvenile Detention Center, addressed the commission's intention to terminate their membership. He emphasized several key points:

Representation Importance: He requested that Bourbon County maintain at least one representative on the board, noting an April 29, 6 PM board meeting at the detention center. He expressed concern about the county making budgetary decisions about the facility without including facility representatives.

**Legislative Changes:** Walden highlighted House Bill 2329, which overrode the governor's veto and will increase juvenile detention admissions and lengths of stay from 45 to 90 days, effective June or July. He warned this will likely overwhelm detention facilities statewide.

**Financial Considerations:** The facility's funding formula was designed to provide budget certainty. Bourbon County's reduced usage should lower its costs in the August budget presentation. He's also working on obtaining licensure for children in need of care (CINC), which could reduce costs by approximately 30% through DCF funding.

**Regional Impact:** In 2025, the facility served 14 out-of-jurisdiction counties due to lack of available beds elsewhere. Walden emphasized the importance of keeping local children local and maintaining Southeast Kansas's collective voice against larger urban counties.

Commissioner Dennis Moats from Cherokee County supported Walden's presentation, noting the facility's efficient operation and urging continued participation in the 11-county coalition established in 1992-1993.

Angie Eads submitted written comments requesting directions on juvenile placement procedures if the county withdraws, including the need for signed contracts with alternative facilities like Johnson County.

Sheriff Martin noted he had Johnson County contract information and emphasized the need for cost-benefit analysis and consultation with Angie Eads before deciding. The commission agreed to table the discussion pending Eads' presentation and Commissioner Allen's attendance at the April 29<sup>th</sup> board meeting.

County Counselor Bob Johnson thanks the departments for sending their condolences during his time of loss the past week and leaves the meeting.

Commissioner Milburn-Kee exits the meeting.

## Accounts Payable - Motley Sponsoring Walker

Walker requested that the commission sign off on reviewed vouchers as recommended by the auditor for accountability purposes.

Commissioner Milburn-Kee returns to the meeting.

## Lora Holdridge

Holdridge addressed several personnel and operational issues:

**Personnel File Access:** She requested that personnel files be moved back to Susan Walker's office, citing concerns about a commissioner having access to the room where files are currently stored.

**Pay Entry Issues:** She reported asking five times to correct her hire date, which affects her KPERS retirement tier calculation. Commissioner Tran confirmed her KPERS information is accurate despite Payentry discrepancies.

**Firewall Relocation:** She requested moving the firewall from room 12 to a more secure location to reclaim office space she had previously used.

**Sick Leave Pool:** She requested additional sick leave pool access for an employee undergoing medical treatment, noting previous commission support for "giving her what she needs."

Commissioner Tran clarified that FMLA requests must go through HR (Dr. Cohen) directly to protect employee privacy and ensure proper legal compliance. He explained that FMLA approval doesn't grant additional leave hours but rather protects existing leave usage rights. He spoke to HR and FMLA was never approved for her employee because it didn't go to him. Holdridge explained that her employee went to the executive assistant to complete the FMLA paperwork.

Commissioner Tran asked for a 3-minute recess at 9:00 PM and returned at 9:03PM. Commissioner Allen and Tran exit the chambers.

## Old Business

## Auction - Allen

Commissioner Allen reported reaching out to KRI and Legacy regarding remaining equipment in the building but had not received written confirmation that it was finished. A department head has expressed interest in some equipment (sinks, toilets) for county use. The commission will wait for written confirmation before proceeding with auction plans.

## Special Improvement District - Motley

Commissioner Motley reported receiving calls from constituents regarding the proposed special improvement district on 190th Street. The estimated cost is \$135,018 for the project. Commissioner Tran expressed concerns about committing to additional road work before assessing current road conditions and equipment status, particularly waiting until May to determine if county equipment will survive the summer. The item was tabled until June to assess equipment and workload capacity.

## New Business

### NRP Participation - Approval of Commissioner Signature

Motion: To approve the Commissioner Tran's signature on the NRP participation agreement Moved by: Commissioner Motley Seconded by: Commissioner Beerbower Result: Motion carried unanimously

### Meeting resolution – Milburn-Kee

Commissioner Milburn presented a proposal to modify commission meeting schedules to every other week, with formal meetings on payroll weeks and work sessions on alternate weeks. The proposal was similar to Commissioner Beerbower's previous resolution but included the bi-weekly schedule change.

Commissioner Allen questioned public participation language, noting current rules allow comments on items both on and off the agenda. The commission agreed to revise the resolution to include clearer language about sponsorship requirements for agenda items and public comment procedures.

The resolution will be circulated before the next meeting for review and potential adoption.

### KCCA Membership

Motion: To approve KCCA membership at a cost of \$557 Moved by: Commissioner Beerbower No Second: Motion died for lack of second

## Commission Comments

Commissioner Allen: Expressed appreciation for employee attendance and their demonstration of unity as a team and family.

Commissioner Motley: No comments.

Commissioner Milburn: No comments

Commissioner Tran: No comments.

## Future Agenda Topics

- Tax sale update from Treasurer
- Maintenance department supervision discussion
- Meeting resolution (revised version)
- Vacation/sick leave resolution with handbook amendments

- Juvenile detention center discussion (pending Angie Eads' presentation)

## Adjournment

Motion to adjourn at 9:32PM Moved by: Commissioner Tran Seconded by: Commissioner Milburn-  
Kee Result: Motion carried unanimously

ATTEST:

THE BOARD OF COMMISSIONERS  
OF BOURBON COUNTY, KANSAS

\_\_\_\_\_, COMMISSIONER

\_\_\_\_\_, COMMISSIONER

\_\_\_\_\_, COMMISSIONER

\_\_\_\_\_, COMMISSIONER

\_\_\_\_\_, COMMISSIONER

---

Susan E. Walker, County Clerk

Date Approved

**Selection Criteria:** Vendor =  
Bank =

Batch =  
Due Date = 4/24/2026  
Invoice Date =

## Open Invoices By Department Summary

**Bourbon County**

Invoice	PO	Vendor Name	Purchase Description	Account Charged	Invoice Amt
<b>Dept: 00 Non-Departmental</b>					
<b>Fund: 052 COUNTY TREASURER MOTOR FUND</b>					
14QR-V39G-C43K		AMAZON CAPITAL SERVICES	FLOOR PROTECTOR MATS	OFFICE SUPPLIES	\$191.30
IN718872		LAKELAND OFFICE SYSTEM	MONTHLY BASE SERVICE AGREEMENT	COPIER SUPPLIES	\$185.30
<b>Fund: 052 - COUNTY TREASURER MOTOR FUND Invoice Count and Total:</b>				<b>2</b>	<b>\$376.60</b>
<b>Fund: 064 EMPLOYEE BENEFIT</b>					
1873688		Equitable	VISION INSURANCE PREMIUMS 05.01-05.31.26	BENEFIT HEALTH INSURANCE	\$659.86
<b>Fund: 064 - EMPLOYEE BENEFIT Invoice Count and Total:</b>				<b>1</b>	<b>\$659.86</b>
<b>Fund: 097 SPECIAL LAW ENFORCEMENT</b>					
04/20/26		KANSAS HIGHWAY PATROL	MVE-1D FORMS	COMMODITIES	\$600.00
<b>Fund: 097 - SPECIAL LAW ENFORCEMENT Invoice Count and Total:</b>				<b>1</b>	<b>\$600.00</b>
<b>Fund: 108 LANDFILL</b>					
00003 4/17/26		VERIZON WIRELESS	ACCT #00003 R&B PHONES	LANDFILL CONTRACTUAL SVCS	\$24.36
1190070994		POMP'S TIRE SERVICE, INC	BACKHOE TIRES #47	LANDFILL CONTRACTUAL SVCS	\$1,612.50
1190070994		POMP'S TIRE SERVICE, INC	BACKHOE TIRES #47	LANDFILL COMMODITIES	\$879.06
32207		ALLEN COUNTY PUBLIC WORKS	MSW 4/9 - 4/15/26	LANDFILL CONTRACTUAL SVCS	\$8,162.32
3685		UNITED TIRE RECYCLERS	SCRAP TIRES 6.89 TONS @ \$185.00	LANDFILL CONTRACTUAL SVCS	\$1,274.65
61457		GALEN C BIGELOW, JR.	DRUM UNIT LANDFILL PRINTER	LANDFILL CONTRACTUAL SVCS	\$120.00
<b>Fund: 108 - LANDFILL Invoice Count and Total:</b>				<b>6</b>	<b>\$12,072.89</b>
<b>Fund: 120 COUNTY SHERIFF/CORRECTIONAL</b>					
00627-3615		STRICKLAND BROTHERS	OIL CHANGE	SEKRCC CONTRACTUAL	\$105.38
1T3J-4FR9-QCGY		AMAZON CAPITAL SERVICES	SUPPLIES	SHERIFF COMMODITIES	\$197.31

# Open Invoices By Department Summary

Bourbon County

Invoice	PO	Vendor Name	Purchase Description	Account Charged	Invoice Amt
<b>Dept: 00 Non-Departmental</b>					
<b>Fund: 120 COUNTY SHERIFF/CORRECTIONAL</b>					
3609384066 04/16/26		EVERGY	293 E 20TH ST	SEKRCC CONTRACTUAL	\$3,875.59
4696		COMMUNITY HEALTH CENTER OF SE KS INC	EMPLOYEE DRUG TESTING	SHERIFF CONTRACTUAL	\$120.00
6140730620		VERIZON WIRELESS	ACCT#00005 MIFI JETPAK	SHERIFF CONTRACTUAL	\$40.01
6141295655		VERIZON WIRELESS	ACCT#00005 SHERIFF WIRELESS SERVICE	SHERIFF CONTRACTUAL	\$1,772.56
BBSO.2026.03		COMMUNITY HEALTH CENTER OF SE KS INC	INMATE CARE	SEKRCC CONTRACTUAL	\$8,979.46
BT3575525		BAKER TILLY	BOURBON COUNTY KS - 2026 BT + APRIL RETAINER	SHERIFF CONTRACTUAL	\$3,138.00
<b>Fund: 120 - COUNTY SHERIFF/CORRECTIONAL Invoice Count and Total:</b>				<b>8</b>	<b>\$18,228.31</b>
<b>Fund: 200 NOXIOUS WEED</b>					
00003 4/17/26		VERIZON WIRELESS	ACCT #00003 R&B PHONES	NOXIOUS WEED CONTRACTUAL SVCS	\$46.54
<b>Fund: 200 - NOXIOUS WEED Invoice Count and Total:</b>				<b>1</b>	<b>\$46.54</b>
<b>Fund: 220 ROAD AND BRIDGE</b>					
00003 4/10/26		VERIZON WIRELESS	ACCT #00003 R&B IPADS	ROAD & BRIDGE CONTRACTUAL SVC	\$20.02
00003 4/17/26		VERIZON WIRELESS	ACCT #00003 R&B PHONES	CONTRACTUAL SERVICES	\$46.54
00003 4/17/26		VERIZON WIRELESS	ACCT #00003 R&B PHONES	ELM CREEK CONTRACTUAL	\$46.54
00003 4/17/26		VERIZON WIRELESS	ACCT #00003 R&B PHONES	ROAD & BRIDGE CONTRACTUAL SVC	\$355.79
01-217651		R & R EQUIPMENT COMPANY	BOLTS	ROAD & BRIDGE COMMODITIES	\$47.50
0198-399931		O'REILLY AUTO PARTS	DOOR HANDLE #133	ROAD & BRIDGE COMMODITIES	\$34.61
0198-400015		O'REILLY AUTO PARTS	OIL/AIR/FUEL FILTERS #129	ROAD & BRIDGE COMMODITIES	\$180.29
0198-400250		O'REILLY AUTO PARTS	GREASE	ROAD & BRIDGE COMMODITIES	\$74.90
1220043210		POMP'S TIRE SERVICE, INC	RUBBER TRACK TIRES #131	ROAD & BRIDGE COMMODITIES	\$2,660.00
1KGX-9CLC-3HJG		AMAZON CAPITAL SERVICES	EMERGENCY LIGHT BAR #198	ROAD & BRIDGE COMMODITIES	\$26.63

# Open Invoices By Department Summary

Bourbon County

Invoice	PO	Vendor Name	Purchase Description	Account Charged	Invoice Amt
<b>Dept: 00 Non-Departmental</b>					
<b>Fund: 220 ROAD AND BRIDGE</b>					
1PGD-V31V-CQ3H		AMAZON CAPITAL SERVICES	MARKING FLAGS #2	ROAD & BRIDGE COMMODITIES	\$13.98
2026 QUARRY PAYMENT		BLAKE LAKE, LLC	2026 BLAKE QUARRY PAYMENT	ROAD & BRIDGE LAND LEASE	\$10,000.00
274327		MAYCO ACE HARDWARE	CUT-OFF WHEEL	ROAD & BRIDGE COMMODITIES	\$9.59
3682		UNITED TIRE RECYCLERS	SCRAP TIRES 6.64 TONS @ \$185.00	ROAD & BRIDGE COMMODITIES	\$1,228.40
447544		LOCKWOOD MOTOR SUPPLY, INC.	ELECTRICAL SWITCH #131	ROAD & BRIDGE COMMODITIES	\$12.21
447621		LOCKWOOD MOTOR SUPPLY, INC.	O-RING/FITTING/HYDRAULIC FLUID/HOSE #288	ROAD & BRIDGE COMMODITIES	\$148.13
447699		LOCKWOOD MOTOR SUPPLY, INC.	COUPLING #151	ROAD & BRIDGE COMMODITIES	\$13.79
447712		LOCKWOOD MOTOR SUPPLY, INC.	COUPLING #151	ROAD & BRIDGE COMMODITIES	\$13.10
447716		LOCKWOOD MOTOR SUPPLY, INC.	COUPLING #151	ROAD & BRIDGE COMMODITIES	\$16.19
54562		K & K AUTO PARTS INC.	ROD CLIPS #133	ROAD & BRIDGE COMMODITIES	\$4.95
54606		K & K AUTO PARTS INC.	PUSH TYPE UNION #151	ROAD & BRIDGE COMMODITIES	\$5.99
54626		K & K AUTO PARTS INC.	ROLL SPRING PUNCH	ROAD & BRIDGE COMMODITIES	\$10.95
IN-1979646		INLAND TRUCK PARTS COMPANY	O-RING SEALS/CLAMPS/BRAKE CLEANER #146	ROAD & BRIDGE COMMODITIES	\$674.77
IN-1979646		INLAND TRUCK PARTS COMPANY	O-RING SEALS/CLAMPS/BRAKE CLEANER #146 LABOR	ROAD & BRIDGE CONTRACTUAL SVC	\$2,280.00
PS210148751		FOLEY EQUIPMENT CO.	FILTERS #14	ROAD & BRIDGE COMMODITIES	\$163.90
PS210148803		FOLEY EQUIPMENT CO.	GAGE #145	ROAD & BRIDGE COMMODITIES	\$81.80
<b>Fund: 220 - ROAD AND BRIDGE Invoice Count and Total:</b>				<b>26</b>	<b>\$18,170.57</b>
<b>Fund: 222 ROAD &amp; BRIDGE SALES TAX FUND</b>					
00003 4/17/26		VERIZON WIRELESS	ACCT #00003 R&B PHONES	R&B SALES TAX CONTRACTUAL SVCS	\$46.54
<b>Fund: 222 - ROAD &amp; BRIDGE SALES TAX FUND Invoice Count and Total:</b>				<b>1</b>	<b>\$46.54</b>
<b>Fund: 257 SHRF TRUST FORFEITURE 7/1/19</b>					
21659		UPLINK	PATROL VEHICLE EQUIPMENT	CONTRACTUAL SERVICES	\$1,778.01

# Open Invoices By Department Summary

Bourbon County

Invoice	PO	Vendor Name	Purchase Description	Account Charged	Invoice Amt
<b>Dept: 00 Non-Departmental</b>					
<b>Fund: 257 SHRF TRUST FORFEITURE 7/1/19</b>					
<b>Fund: 257 - SHRF TRUST FORFEITURE 7/1/19 Invoice Count and Total:</b>				<b>1</b>	<b>\$1,778.01</b>
<b>Fund: 370 BOND SALES TAX - COUNTY JAIL</b>					
19027		TUSA CONSULTING SERVICES II LLC	BOURBON COUNTY KS NEEDS ASSESSMENT	CONTRACTUAL SERVICES	\$1,271.80
<b>Fund: 370 - BOND SALES TAX - COUNTY JAIL Invoice Count and Total:</b>				<b>1</b>	<b>\$1,271.80</b>
<b>Dept: 00 - Non-Departmental Invoice Count and Total:</b>				<b>48</b>	<b>\$53,251.12</b>

# Open Invoices By Department Summary

Bourbon County

Invoice	PO	Vendor Name	Purchase Description	Account Charged	Invoice Amt
<b>Dept: 01 COUNTY COMMISSION</b>					
<b>Fund: 001 GENERAL FUND</b>					
6141295658		VERIZON WIRELESS	ACCT#00011 COMMISSION WIRELESS SERVICE	COMMISSION CONTRACTUAL SVCS	\$243.04
BT3575525		BAKER TILLY	BOURBON COUNTY KS - 2026 BT + APRIL RETAINER	COMMISSION CONTRACTUAL SVCS	\$2,637.00
<b>Fund: 001 - GENERAL FUND Invoice Count and Total:</b>				<b>2</b>	<b>\$2,880.04</b>
<b>Dept: 01 - COUNTY COMMISSION Invoice Count and Total:</b>				<b>2</b>	<b>\$2,880.04</b>

# Open Invoices By Department Summary

Bourbon County

Invoice	PO	Vendor Name	Purchase Description	Account Charged	Invoice Amt
<b>Dept: 03 COUNTY TREASURER</b>					
<b>Fund: 001 GENERAL FUND</b>					
772633		CULLIGAN OF JOPLIN	WATER & DELIVERY	TREASURER CONTRACTUAL SVCS	\$38.00
<b>Fund: 001 - GENERAL FUND Invoice Count and Total:</b>				<b>1</b>	<b>\$38.00</b>
<b>Dept: 03 - COUNTY TREASURER Invoice Count and Total:</b>				<b>1</b>	<b>\$38.00</b>

# Open Invoices By Department Summary

Bourbon County

Invoice	PO	Vendor Name	Purchase Description	Account Charged	Invoice Amt
<b>Dept: 07 COURTHOUSE MAINTENANCE</b>					
<b>Fund: 001 GENERAL FUND</b>					
C72376		CE WATER MANAGEMENT, INC	MONTHLY WATER TREATMENT CONTRACT	GENERAL CONTRACTUAL SVCS	\$170.00
<b>Fund: 001 - GENERAL FUND Invoice Count and Total:</b>				<b>1</b>	<b>\$170.00</b>
<b>Dept: 07 - COURTHOUSE MAINTENANCE Invoice Count and Total:</b>				<b>1</b>	<b>\$170.00</b>

# Open Invoices By Department Summary

Bourbon County

Invoice	PO	Vendor Name	Purchase Description	Account Charged	Invoice Amt
<b>Dept: 08 COUNTY CORONER</b>					
<b>Fund: 001 GENERAL FUND</b>					
G510CBFM00370027		FORENSIC MEDICAL	AUTOPSY SERVICES	CORONER CONTRACTUAL SVCS	\$5,575.00
<b>Fund: 001 - GENERAL FUND Invoice Count and Total:</b>				<b>1</b>	<b>\$5,575.00</b>
<b>Dept: 08 - COUNTY CORONER Invoice Count and Total:</b>				<b>1</b>	<b>\$5,575.00</b>

# Open Invoices By Department Summary

Bourbon County

Invoice	PO	Vendor Name	Purchase Description	Account Charged	Invoice Amt
<b>Dept: 10 DISTRICT COURT</b>					
<b>Fund: 001 GENERAL FUND</b>					
03150		MANBECK LAW, LLC	CONFLICT ATTORNEY 2.1-2.28.26	DISTRICT COURT CONTRACTUAL SVC	\$330.00
03151		MANBECK LAW, LLC	CONFLICT ATTORNEY 2.1-2.28.26	DISTRICT COURT CONTRACTUAL SVC	\$140.00
03152		MANBECK LAW, LLC	CONFLICT ATTORNEY 2.1-2.28.26	DISTRICT COURT CONTRACTUAL SVC	\$200.00
03153		MANBECK LAW, LLC	CONFLICT ATTORNEY 2.1-2.28.26	DISTRICT COURT CONTRACTUAL SVC	\$400.00
INV-16427		TRANSLATIONPERFECT.COM	TRANSLATION SERVICES	DISTRICT COURT CONTRACTUAL SVC	\$296.59
INV-16513		TRANSLATIONPERFECT.COM	INTERPRETER SERVICES	DISTRICT COURT CONTRACTUAL SVC	\$180.00
INV-16551		TRANSLATIONPERFECT.COM	TRANSLATION SERVICES	DISTRICT COURT CONTRACTUAL SVC	\$280.50
<b>Fund: 001 - GENERAL FUND Invoice Count and Total:</b>				<b>7</b>	<b>\$1,827.09</b>
<b>Dept: 10 - DISTRICT COURT Invoice Count and Total:</b>				<b>7</b>	<b>\$1,827.09</b>

# Open Invoices By Department Summary

Bourbon County

Invoice	PO	Vendor Name	Purchase Description	Account Charged	Invoice Amt
<b>Dept: 11 EMERGENCY PREPAREDNESS</b>					
<b>Fund: 001 GENERAL FUND</b>					
26CC03		THE SGT GROUP, LLC	EMERGENCY MANAGEMENT BUSINESS CARDS	EM. PREP. COMMODITIES	\$41.49
26CC04		THE SGT GROUP, LLC	EM VINYL BANNER FOR HOME SHOW & PUBLIC EVENTS	EM. PREP. COMMODITIES	\$59.76
<b>Fund: 001 - GENERAL FUND Invoice Count and Total:</b>				<b>2</b>	<b>\$101.25</b>
<b>Dept: 11 - EMERGENCY PREPAREDNESS Invoice Count and Total:</b>				<b>2</b>	<b>\$101.25</b>

# Open Invoices By Department Summary

Bourbon County

Invoice	PO	Vendor Name	Purchase Description	Account Charged	Invoice Amt
<b>Dept: 15 IT</b>					
<b>Fund: 001 GENERAL FUND</b>					
123254		TOTAL ELECTRONICS CONTRACTING, INC	SERVICE CALL - TREASURER'S OFFICE	I/T CONTRACTUAL SVCS	\$160.00
<b>Fund: 001 - GENERAL FUND Invoice Count and Total:</b>				<b>1</b>	<b>\$160.00</b>
<b>Dept: 15 - IT Invoice Count and Total:</b>				<b>1</b>	<b>\$160.00</b>

# Open Invoices By Department Summary

Bourbon County

Invoice	PO	Vendor Name	Purchase Description	Account Charged	Invoice Amt
<b>Dept: 24 AMBULANCE SERVICE</b>					
<b>Fund: 375 AMBULANCE SERVICE</b>					
0198-399699		O'REILLY AUTO PARTS	VEHICLE MAINTENANCE	VEHICLE MAINTENANCE	\$110.62
397994		KIRKLAND WELDING SUPPLIES, INC	OXYGEN	OXYGEN	\$18.00
4690398		MORRIS & DICKSON CO. LLC	MEDICATION	MEDICAL SUPPLIES	\$341.55
4697		COMMUNITY HEALTH CENTER OF SE KS INC	DRUG SCREENING	AMBULANCE SERVICES CONTRACTUAL	\$30.00
6140730621		VERIZON WIRELESS	ACCT#00007 EMS IPADS	TELEPHONE EXPENSES	\$40.04
86175195		BOUND TREE MEDICAL, LLC.	MEDICAL SUPPLIES	MEDICAL SUPPLIES	\$891.05
<b>Fund: 375 - AMBULANCE SERVICE Invoice Count and Total:</b>				<b>6</b>	<b>\$1,431.26</b>
<b>Dept: 24 - AMBULANCE SERVICE Invoice Count and Total:</b>				<b>6</b>	<b>\$1,431.26</b>

# Open Invoices By Department Summary

Bourbon County

Invoice	PO	Vendor Name	Purchase Description	Account Charged	Invoice Amt
<b>Dept: 30 NOXIOUS WEED</b>					
<b>Fund: 200 NOXIOUS WEED</b>					
28462		VAN DIEST SUPPLY COMPANY	CROSSBOW/LV ESTER/PREMIER 90	CHEMICALS	\$5,740.25
28463		VAN DIEST SUPPLY COMPANY	PLATEAU/REMEDY/RANGER PRO	CHEMICALS	\$6,761.78
28464		VAN DIEST SUPPLY COMPANY	PATHWAY	CHEMICALS	\$2,500.00
28465		VAN DIEST SUPPLY COMPANY	PLAINVIEW HERBICIDE/HI-LIGHT	CHEMICALS	\$3,508.80
28466		VAN DIEST SUPPLY COMPANY	ESCORT	CHEMICALS	\$610.56
35684		VAN DIEST SUPPLY COMPANY	REMEDY	CHEMICALS	\$4,709.00
<b>Fund: 200 - NOXIOUS WEED Invoice Count and Total:</b>				<b>6</b>	<b>\$23,830.39</b>
<b>Dept: 30 - NOXIOUS WEED Invoice Count and Total:</b>				<b>6</b>	<b>\$23,830.39</b>

# Open Invoices By Department Summary

Bourbon County

Invoice	PO	Vendor Name	Purchase Description	Account Charged	Invoice Amt
<b>Dept: 43 COURTHOUSE GENERAL</b>					
<b>Fund: 001 GENERAL FUND</b>					
1820253773 04/14/26		EVERGY	210 S NATIONAL AVE	CONTRACTUAL SERVICES	\$2,495.19
1906261066		CINTAS CORPORATION LOC. 459	LATEX GLOVES	COMMODITIES	\$100.00
2630283128 04/14/26		EVERGY	221 S JUDSON	CONTRACTUAL SERVICES	\$92.16
4266587166		CINTAS CORPORATION LOC. 459	COURTHOUSE CLEANING SUPPLIES/SERVICE	CONTRACTUAL SERVICES	\$489.02
61358		JARRED, GILMORE & PHILLIPS, PA	FINAL BILLING FOR CERTIFIED AUDIT OF 2025	CONTRACTUAL SERVICES	\$11,000.00
6346763564 04/13/26		EVERGY	108 W 2ND ST	CONTRACTUAL SERVICES	\$133.09
<b>Fund: 001 - GENERAL FUND Invoice Count and Total:</b>				<b>6</b>	<b>\$14,309.46</b>
<b>Dept: 43 - COURTHOUSE GENERAL Invoice Count and Total:</b>				<b>6</b>	<b>\$14,309.46</b>

**Open Invoices By Department Summary**

**Bourbon County**

Invoice	PO	Vendor Name	Purchase Description	Account Charged	Invoice Amt
---------	----	-------------	----------------------	-----------------	-------------

**Invoice Count by Dept: 81**

**Grand Total: \$103,573.61**

Open Invoices - Dept/Fund. Totals		
Dept	Fund	Amount
<b>00</b>	<b>Non-Departmental</b>	
	052 COUNTY TREASURER MOTOR FUN	\$376.60
	064 EMPLOYEE BENEFIT	\$659.86
	097 SPECIAL LAW ENFORCEMENT	\$600.00
	108 LANDFILL	\$12,072.89
	120 COUNTY SHERIFF/CORRECTIONAL	\$18,228.31
	200 NOXIOUS WEED	\$46.54
	220 ROAD AND BRIDGE	\$18,170.57
	222 ROAD & BRIDGE SALES TAX FUND	\$46.54
	257 SHRF TRUST FORFEITURE 7/1/19	\$1,778.01
	370 BOND SALES TAX - COUNTY JAIL	\$1,271.80
		<hr/>
		\$53,251.12
<b>01</b>	<b>COUNTY COMMISSION</b>	
	001 GENERAL FUND	\$2,880.04
		<hr/>
		\$2,880.04
<b>03</b>	<b>COUNTY TREASURER</b>	
	001 GENERAL FUND	\$38.00
		<hr/>
		\$38.00
<b>07</b>	<b>COURTHOUSE MAINTENANCE</b>	
	001 GENERAL FUND	\$170.00

# Open Invoices By Department Summary

Bourbon County

Invoice	PO	Vendor Name	Purchase Description	Account Charged	Invoice Amt
				\$170.00	
<b>08</b>		<b>COUNTY CORONER</b>			
	001	GENERAL FUND		\$5,575.00	
				\$5,575.00	
<b>10</b>		<b>DISTRICT COURT</b>			
	001	GENERAL FUND		\$1,827.09	
				\$1,827.09	
<b>11</b>		<b>EMERGENCY PREPAREDNESS</b>			
	001	GENERAL FUND		\$101.25	
				\$101.25	
<b>15</b>		<b>I T</b>			
	001	GENERAL FUND		\$160.00	
				\$160.00	
<b>24</b>		<b>AMBULANCE SERVICE</b>			
	375	AMBULANCE SERVICE		\$1,431.26	
				\$1,431.26	
<b>30</b>		<b>NOXIOUS WEED</b>			
	200	NOXIOUS WEED		\$23,830.39	
				\$23,830.39	
<b>43</b>		<b>COURTHOUSE GENERAL</b>			
	001	GENERAL FUND		\$14,309.46	
				\$14,309.46	
			<b>Grand Total:</b>	<b>\$103,573.61</b>	

## Bourbon County Bank Reconciliation For The Three Months Ending March 31, 2026

### Bourbon County Bank Accounts

Treasurer Account Landmark: *3049	\$ 7,892,131.41
Less Outstanding Checks	\$ (81,800.85)
Less Outstanding Wires	\$ (337,810.77)
Add Deposits in Transit	\$ 162,459.30
Adjustments	\$ 284,489.44
<b>Cash Balance Account *3049 - Treasurer General Account</b>	<b>\$ 7,919,468.53</b>

Clerk Account Landmark: *3064	\$ 672,134.27
Less Outstanding Checks	\$ (240,347.89)
Less Outstanding Wires	\$ (65,775.09)
Add Deposits in Transit	\$ 327,304.73
Adjustments	\$ (87,528.38)
<b>Cash Balance Account *3064 - Clerks Payables Account</b>	<b>\$ 605,787.64</b>

### Bourbon County Certificate of Deposits

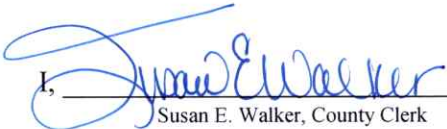
	Interest Rate	Maturity Date	
Union State Bank	3.46%	06/18/26	\$ 100,000.00
Union State Bank	3.46%	06/26/26	\$ 200,000.00
Landmark Bank	4.32%	10/08/26	\$ 100,000.00
Union State Bank	3.46%	09/25/26	\$ 100,000.00
City State Bank	4.05%	12/23/26	\$ 200,000.00
City State Bank	4.26%	03/10/26	\$ 250,000.00
City State Bank	4.03%	03/10/26	\$ 250,000.00
Union State Bank	3.46%	03/16/26	\$ 250,000.00
Union State Bank	3.97%	01/30/26	\$ 100,000.00
<b>Total Bourbon County Certificate of Deposits</b>			<b>\$ 1,550,000.00</b>

**Bourbon County Treasurer Cash on Hand** \$ 1,700.00

**Total Bourbon County Cash Balance All Accounts as of 03.31.26** \$ 10,076,956.17

**Fund Status Report as of 03.31.26** \$ 10,076,956.17

Variance \$ -

I,  on 4/20/26 do hereby certify that the above statement  
Susan E. Walker, County Clerk Date

is correct based on the information provided to me.

# Fund Status Report

# Bourbon County

<b>Report Selection Criteria:</b>	Selected Fund Type: ALL	<b>Fiscal Year:</b> 2026	<b>From Date:</b> 3/1/2026
	Include Encumbrances? NO	<b>From Period:</b> 3	<b>Thru Date:</b> 3/31/2026
	Include Pri Yr Liabilities? NO	<b>To Period:</b> 3	<b>Option:</b> Period
	Printed in Alpha by Fund Name? NO	<b>Exclude Transfers Breakdown?</b> NO	
	Exclude Additional Cash? NO		
	Include Pending Cash? NO		

**Selected Funds :**

	Beginning Balance	Receipts	Disbursements	Transfers	Ending Balance
<b>General Fund (01)</b>					
001 - GENERAL FUND	\$973,921.21	\$325,276.06	(\$366,751.55)	\$0.00	\$932,445.72
060 - DIVERSION APPLICATION FEE FU	\$48,192.15	\$1,525.00	(\$172.85)	\$0.00	\$49,544.30
100 - INSUFFICIENT FUND CHECKS	(\$15,180.13)	\$61.71	(\$12,097.20)	\$0.00	(\$27,215.62)
* Fund Type Total *	\$1,006,933.23	\$326,862.77	(\$379,021.60)	\$0.00	\$954,774.40
<b>Special Purpose Funds (02)</b>					
016 - APPRAISERS	\$84,541.43	\$11,403.59	(\$15,137.38)	\$0.00	\$80,807.64
017 - APPRAISER - RESERVE FUND	\$20,788.64	\$0.00	\$0.00	\$0.00	\$20,788.64
024 - BRIDGE & CULVERT	\$5,198.21	\$698.29	(\$13.86)	\$0.00	\$5,882.64
026 - COMP EQUIP RESERVE FUND	\$33,466.64	\$0.00	\$0.00	\$0.00	\$33,466.64
027 - GENERAL EQUIPMENT RESERVE	\$42,234.61	\$0.00	\$0.00	\$0.00	\$42,234.61
052 - COUNTY TREASURER MOTOR FUN	\$25,618.04	\$11,594.24	(\$8,147.14)	\$0.00	\$29,065.14
053 - RESERVE FUND - COUNTY ATTOR	\$11,170.87	\$0.00	\$0.00	\$0.00	\$11,170.87
062 - ELECTION	\$56,292.47	\$4,766.19	(\$3,622.12)	\$0.00	\$57,436.54
063 - ELECTION RESERVE FUND	\$293.00	\$0.00	\$0.00	\$0.00	\$293.00
064 - EMPLOYEE BENEFIT	\$1,161,929.77	\$226,553.50	(\$125,469.29)	\$0.00	\$1,263,013.98
093 - ROD-TECH FUND	\$62,919.44	\$1,522.00	\$0.00	\$0.00	\$64,441.44
094 - TREASURER - TECH FUND	\$18,225.61	\$380.50	\$0.00	\$0.00	\$18,606.11
095 - CLERK - TECH FUND	\$18,515.55	\$380.50	(\$282.90)	\$0.00	\$18,613.15
097 - SPECIAL LAW ENFORCEMENT	\$66,942.69	\$2,720.00	\$0.00	\$0.00	\$69,662.69
114 - MENTAL HEALTH	\$26,095.32	\$1,370.56	(\$11.57)	\$0.00	\$27,454.31
116 - MENTAL DISABILITY	\$42,277.94	\$2,577.37	(\$26,801.44)	\$0.00	\$18,053.87
120 - COUNTY SHERIFF/CORRECTIONA	\$724,519.12	\$159,873.09	(\$194,999.79)	\$0.00	\$689,392.42
200 - NOXIOUS WEED	\$101,755.96	\$7,637.77	(\$3,168.45)	\$0.00	\$106,225.28
202 - NOXIOUS WEED EQUIPMENT FUN	\$15,119.09	\$0.00	\$0.00	\$0.00	\$15,119.09
220 - ROAD AND BRIDGE	\$635,613.88	\$75,964.32	(\$229,340.04)	\$0.00	\$482,238.16
222 - ROAD & BRIDGE SALES TAX FUND	\$636,184.98	\$262,974.66	(\$10,113.62)	\$0.00	\$889,046.02

# Fund Status Report

# Bourbon County

<b>Report Selection Criteria:</b>	Selected Fund Type: ALL	Fiscal Year: 2026	From Date: 3/1/2026
	Include Encumbrances? NO	From Period: 3	Thru Date: 3/31/2026
	Include Pri Yr Liabilities? NO	To Period: 3	Option: Period
	Printed in Alpha by Fund Name? NO	Exclude Transfers Breakdown? NO	
	Exclude Additional Cash? NO		
	Include Pending Cash? NO		

**Selected Funds :**

	Beginning Balance	Receipts	Disbursements	Transfers	Ending Balance
224 - ROAD & BRIDGE SP. IMPROVEME	\$59,806.62	\$605,648.59	\$0.00	\$0.00	\$665,455.21
225 - CAP IMP - ELM CREEK	\$0.00	\$0.00	\$0.00	\$0.00	\$0.00
238 - SPEC ALCOHOL & DRUG	\$668.34	\$13.04	(\$0.25)	\$0.00	\$681.13
240 - SPECIAL BRIDGE	\$3,460.72	\$634.61	(\$10.55)	\$0.00	\$4,084.78
244 - SPECIAL PARKS & RECR	\$874.93	\$0.00	\$0.00	\$0.00	\$874.93
248 - SPECIAL ROAD MACHINERY	\$10,829.53	\$0.00	\$0.00	\$0.00	\$10,829.53
250 - STRAY ANIMAL	\$1,042.57	\$0.00	\$0.00	\$0.00	\$1,042.57
271 - REFIELD RURITAN FUND	\$0.00	\$0.00	\$0.00	\$0.00	\$0.00
367 - NRP COUNTY FEE FUND	\$0.00	\$0.00	\$0.00	\$0.00	\$0.00
370 - BOND SALES TAX - COUNTY JAIL	\$1,947,351.78	\$181,323.32	(\$64,186.93)	\$0.00	\$2,064,488.17
374 - BLUE CROSS BLUE SHEILD	\$0.00	\$0.00	\$0.00	\$0.00	\$0.00
375 - AMBULANCE SERVICE	\$127,146.40	\$99,118.73	(\$120,356.39)	\$0.00	\$105,908.74
377 - EMS EQUIPMENT RESERVE FUND	\$0.00	\$0.00	\$0.00	\$0.00	\$0.00
384 - ARPA	\$0.00	\$0.00	\$0.00	\$0.00	\$0.00
385 - MERCY MEDICAL BUILDING	\$23,474.53	\$0.00	\$0.00	\$0.00	\$23,474.53
387 - ADDICTION SETTLEMENT FUND	\$68,836.10	\$0.00	(\$204.45)	\$0.00	\$68,631.65
397 - CONCEAL CARRY ACCOUNT	\$3,534.83	\$97.50	\$0.00	\$0.00	\$3,632.33
398 - OFFENDER REGISTRATION	\$48,586.65	\$720.00	\$0.00	\$0.00	\$49,306.65
399 - EMERGENCY SERVICES SALES TA	\$60,056.70	\$113,327.05	\$0.00	\$0.00	\$173,383.75
* Fund Type Total *	\$6,145,372.96	\$1,771,299.42	(\$801,866.17)	\$0.00	\$7,114,806.21
<b>Business Funds (03)</b>					
108 - LANDFILL	\$264,447.98	\$71,730.55	(\$53,654.47)	\$0.00	\$282,524.06
358 - SEWER REPAYMENT-LAKE FT SC	\$8,658.68	\$2,319.90	\$0.00	\$0.00	\$10,978.58
* Fund Type Total *	\$273,106.66	\$74,050.45	(\$53,654.47)	\$0.00	\$293,502.64
<b>Trust Funds (05)</b>					
014 - ATTORNEY TRUST FUND	\$1,923.10	\$6.00	\$0.00	\$0.00	\$1,929.10
204 - PROSECUTOR TRAINING	\$17,577.69	\$69.18	\$0.00	\$0.00	\$17,646.87

# Fund Status Report

# Bourbon County

**Report Selection Criteria:**  
 Selected Fund Type: ALL  
 Include Encumbrances? NO  
 Include Pri Yr Liabilities? NO  
 Printed in Alpha by Fund Name? NO  
 Exclude Additional Cash? NO  
 Include Pending Cash? NO

**Fiscal Year:** 2026  
**From Date:** 3/1/2026  
**From Period:** 3  
**Thru Date:** 3/31/2026  
**To Period:** 3  
**Option:** Period  
 Exclude Transfers Breakdown? NO

**Selected Funds :**

	Beginning Balance	Receipts	Disbursements	Transfers	Ending Balance
237 - SHERIFF FEDERAL FORFEIT FUND	\$25,142.47	\$0.00	\$0.00	\$0.00	\$25,142.47
246 - SPEC PROSECUTOR TRUST-FORF	\$84,782.35	\$0.00	\$0.00	\$0.00	\$84,782.35
247 - SHERIFF'S TRUST-FORFEITURE	\$45.30	\$0.00	\$0.00	\$0.00	\$45.30
257 - SHRF TRUST FORFEITURE 7/1/19	\$47,458.00	\$0.00	(\$4,138.96)	\$0.00	\$43,319.04
* Fund Type Total *	\$176,928.91	\$75.18	(\$4,138.96)	\$0.00	\$172,865.13
<b>Agency Funds - Cities (06)</b>					
330 - FT SCOTT GENERAL	\$0.00	\$106,107.77	(\$106,107.77)	\$0.00	\$0.00
334 - FT SCOTT LIBRARY	\$0.00	\$15,520.65	(\$15,520.65)	\$0.00	\$0.00
336 - FT SCOTT LIB EMP BEN	\$0.00	\$0.00	\$0.00	\$0.00	\$0.00
342 - FT SCOTT IND DEV	\$0.00	\$0.00	\$0.00	\$0.00	\$0.00
344 - FT SCOTT SPEC ASSESS	\$0.00	\$0.00	\$0.00	\$0.00	\$0.00
354 - FT SCOTT FIRE EQUIP	\$0.00	\$5,726.31	(\$5,726.31)	\$0.00	\$0.00
356 - FT SCOTT BOND & INT	\$0.00	\$173.88	(\$173.88)	\$0.00	\$0.00
400 - BRONSON GENERAL	\$0.00	\$3,565.11	(\$3,565.11)	\$0.00	\$0.00
408 - BRONSON LIBRARY	\$0.00	\$776.86	(\$776.86)	\$0.00	\$0.00
414 - FULTON GENERAL	\$0.00	\$2,229.40	(\$2,229.40)	\$0.00	\$0.00
418 - FULTON BOND & INT	\$0.00	\$0.00	\$0.00	\$0.00	\$0.00
420 - MAPLETON GENERAL	\$0.00	\$61.51	(\$61.51)	\$0.00	\$0.00
422 - REDFIELD GENERAL	\$0.00	\$1,191.72	(\$1,191.72)	\$0.00	\$0.00
431 - REDFIELD - SEWER	\$0.00	\$0.00	\$0.00	\$0.00	\$0.00
432 - UNIONTOWN GENERAL	\$0.00	\$3,160.32	(\$3,160.32)	\$0.00	\$0.00
441 - UNIONTOWN - SPECIAL ASSMT	\$0.00	\$0.00	\$0.00	\$0.00	\$0.00
* Fund Type Total *	\$0.00	\$138,513.53	(\$138,513.53)	\$0.00	\$0.00
<b>Agency Funds - Townships (07)</b>					
442 - DRYWOOD GENERAL	\$0.00	\$197.44	(\$197.44)	\$0.00	\$0.00
444 - DRYWOOD LIGHT DIST	\$0.00	\$62.17	(\$62.17)	\$0.00	\$0.00
446 - FRANKLIN GENERAL	\$0.00	\$338.79	(\$338.79)	\$0.00	\$0.00

# Fund Status Report

# Bourbon County

**Report Selection Criteria:**  
 Selected Fund Type: ALL  
 Include Encumbrances? NO  
 Include Pri Yr Liabilities? NO  
 Printed in Alpha by Fund Name? NO  
 Exclude Additional Cash? NO  
 Include Pending Cash? NO  
**Fiscal Year:** 2026  
**From Period:** 3  
**To Period:** 3  
**Exclude Transfers Breakdown?** NO  
**From Date:** 3/1/2026  
**Thru Date:** 3/31/2026  
**Option:** Period

**Selected Funds :**

	Beginning Balance	Receipts	Disbursements	Transfers	Ending Balance
450 - FREEDOM GENERAL	\$0.00	\$63.05	(\$63.05)	\$0.00	\$0.00
452 - MARION GENERAL	\$0.00	\$1,938.23	(\$1,938.23)	\$0.00	\$0.00
466 - MARMATON GENERAL	\$0.00	\$0.06	(\$0.06)	\$0.00	\$0.00
468 - MARMATON CEMETERY	\$0.00	\$466.39	(\$466.39)	\$0.00	\$0.00
470 - MILLCREEK GENERAL	\$0.00	\$304.00	(\$304.00)	\$0.00	\$0.00
472 - OSAGE GENERAL	\$0.00	\$74.09	(\$74.09)	\$0.00	\$0.00
476 - PAWNEE GENERAL	\$0.00	\$103.03	(\$103.03)	\$0.00	\$0.00
478 - PAWNEE CEMETERY	\$0.00	\$168.44	(\$168.44)	\$0.00	\$0.00
480 - SCOTT GENERAL	\$0.00	\$0.12	(\$0.12)	\$0.00	\$0.00
482 - SCOTT CEMETERY	\$0.00	\$293.52	(\$293.52)	\$0.00	\$0.00
484 - TIMBERHILL GENERAL	\$0.00	\$20.58	(\$20.58)	\$0.00	\$0.00
518 - TIMBERHILL CEMETERY	\$0.00	\$378.90	(\$378.90)	\$0.00	\$0.00
* Fund Type Total *	\$0.00	\$4,408.81	(\$4,408.81)	\$0.00	\$0.00
<b>Agency Funds - Schools (08)</b>					
282 - USD 234 GENERAL	\$0.00	\$55,447.90	(\$55,447.90)	\$0.00	\$0.00
284 - USD 234 EMP BEN	\$0.00	\$465.92	(\$465.92)	\$0.00	\$0.00
286 - USD 234 CAP OUTLAY	\$0.00	\$42,297.26	(\$42,297.26)	\$0.00	\$0.00
288 - USD 234 GEN SUPP	\$0.00	\$78,876.13	(\$78,876.13)	\$0.00	\$0.00
290 - USD 234 RECREATION	\$0.00	\$10,612.06	(\$10,612.06)	\$0.00	\$0.00
292 - USD 234 BOND & INT	\$0.00	\$52,520.98	(\$52,520.98)	\$0.00	\$0.00
294 - USD 235 GENERAL	\$0.00	\$15,819.01	(\$15,819.01)	\$0.00	\$0.00
296 - USD 235 GEN-SUPP	\$0.00	\$27,778.18	(\$27,778.18)	\$0.00	\$0.00
297 - USD 235 CAP OUTLAY	\$0.00	\$11,026.22	(\$11,026.22)	\$0.00	\$0.00
298 - USD 235 BOND & INT	\$0.00	\$4,454.70	(\$4,454.70)	\$0.00	\$0.00
300 - USD 248 GENERAL	\$0.00	\$0.00	\$0.00	\$0.00	\$0.00
302 - USD 248 GEN SUPP	\$0.00	\$311.52	(\$311.52)	\$0.00	\$0.00
304 - USD 248 PUB REC	\$0.00	\$20.01	(\$20.01)	\$0.00	\$0.00

# Fund Status Report

Bourbon County

<b>Report Selection Criteria:</b>	Selected Fund Type: ALL	Fiscal Year: 2026	From Date: 3/1/2026
	Include Encumbrances? NO	From Period: 3	Thru Date: 3/31/2026
	Include Pri Yr Liabilities? NO	To Period: 3	Option: Period
	Printed in Alpha by Fund Name? NO	Exclude Transfers Breakdown? NO	
	Exclude Additional Cash? NO		
	Include Pending Cash? NO		

**Selected Funds :**

	Beginning Balance	Receipts	Disbursements	Transfers	Ending Balance
306 - USD 248 BOND & INT	\$0.00	\$210.03	(\$210.03)	\$0.00	\$0.00
308 - USD 248 CAP OUTLAY	\$0.00	\$162.48	(\$162.48)	\$0.00	\$0.00
310 - USD 346 GENERAL	\$0.00	\$1,525.38	(\$1,525.38)	\$0.00	\$0.00
312 - USD 346 GEN SUPP	\$0.00	\$3,372.53	(\$3,372.53)	\$0.00	\$0.00
314 - USD 346 CAP OUTLAY	\$0.00	\$1,470.06	(\$1,470.06)	\$0.00	\$0.00
316 - USD 346 BOND & INT	\$0.00	\$1,581.26	(\$1,581.26)	\$0.00	\$0.00
320 - COMM COLLEGE GENERAL	\$0.00	\$206,586.08	(\$206,586.08)	\$0.00	\$0.00
* Fund Type Total *	\$0.00	\$514,537.71	(\$514,537.71)	\$0.00	\$0.00
<b>Agency Funds - Cemeteries (09)</b>					
488 - AVONDALE	\$0.00	\$122.94	(\$122.94)	\$0.00	\$0.00
490 - BARNESVILLE	\$0.00	\$105.60	(\$105.60)	\$0.00	\$0.00
492 - CENTERVILLE-WEST PLAINS	\$0.00	\$820.31	(\$820.31)	\$0.00	\$0.00
494 - CHAPEL GROVE	\$0.00	\$61.72	(\$61.72)	\$0.00	\$0.00
496 - CLARKSBURG	\$0.00	\$356.33	(\$356.33)	\$0.00	\$0.00
498 - DAYTON	\$0.00	\$159.95	(\$159.95)	\$0.00	\$0.00
500 - GLENDALE	\$0.00	\$169.82	(\$169.82)	\$0.00	\$0.00
502 - LATH BRANCH	\$0.00	\$250.95	(\$250.95)	\$0.00	\$0.00
504 - MAPLE GROVE	\$0.00	\$153.80	(\$153.80)	\$0.00	\$0.00
506 - OSAGA	\$0.00	\$86.19	(\$86.19)	\$0.00	\$0.00
508 - PLEASANT VIEW	\$0.00	\$150.18	(\$150.18)	\$0.00	\$0.00
510 - ROSEDALE	\$0.00	\$104.00	(\$104.00)	\$0.00	\$0.00
512 - TWEEDY	\$0.00	\$59.43	(\$59.43)	\$0.00	\$0.00
514 - WEST LIBERTY	\$0.00	\$245.00	(\$245.00)	\$0.00	\$0.00
516 - ZION	\$0.00	\$97.64	(\$97.64)	\$0.00	\$0.00
* Fund Type Total *	\$0.00	\$2,943.86	(\$2,943.86)	\$0.00	\$0.00
<b>Agency Funds - Extension Dist (10)</b>					
072 - SOUTHWIND EXTENSION DISTRIC	\$0.00	\$10,781.81	(\$10,781.81)	\$0.00	\$0.00

# Fund Status Report

Bourbon County

<b>Report Selection Criteria:</b>	Selected Fund Type: ALL	<b>Fiscal Year:</b> 2026	<b>From Date:</b> 3/1/2026
	Include Encumbrances? NO	<b>From Period:</b> 3	<b>Thru Date:</b> 3/31/2026
	Include Pri Yr Liabilities? NO	<b>To Period:</b> 3	<b>Option:</b> Period
	Printed in Alpha by Fund Name? NO	<b>Exclude Transfers Breakdown?</b> NO	
	Exclude Additional Cash? NO		
	Include Pending Cash? NO		

**Selected Funds :**

	Beginning Balance	Receipts	Disbursements	Transfers	Ending Balance
228 - SEVERANCE TAX	\$518.41	\$0.00	\$0.00	\$0.00	\$518.41
* Fund Type Total *	\$518.41	\$10,781.81	(\$10,781.81)	\$0.00	\$518.41
<b>Agency Funds - Watersheds (11)</b>					
276 - WATERSHED #98	\$0.00	\$2,315.96	(\$2,315.96)	\$0.00	\$0.00
278 - WATERSHED #102	\$0.00	\$5,181.76	(\$5,181.76)	\$0.00	\$0.00
* Fund Type Total *	\$0.00	\$7,497.72	(\$7,497.72)	\$0.00	\$0.00
<b>Agency Funds - Fire Districts (12)</b>					
078 - FIRE DIST 2	\$0.00	\$890.21	(\$890.21)	\$0.00	\$0.00
080 - FIRE DIST 3	\$0.00	\$17,114.98	(\$17,114.98)	\$0.00	\$0.00
082 - FIRE DIST 4	\$0.00	\$0.00	\$0.00	\$0.00	\$0.00
084 - FIRE DIST 5	\$0.00	\$5,524.89	(\$5,524.89)	\$0.00	\$0.00
* Fund Type Total *	\$0.00	\$23,530.08	(\$23,530.08)	\$0.00	\$0.00
<b>Agency Funds - Hospital Dist. (13)</b>					
280 - HOSPITAL DIST #1-LINN CO	\$0.00	\$0.00	\$0.00	\$0.00	\$0.00
* Fund Type Total *	\$0.00	\$0.00	\$0.00	\$0.00	\$0.00
<b>Agency Funds - Regional Lib. (14)</b>					
234 - S.E.K. LIBRARY GENERAL	\$0.00	\$5,234.80	(\$5,234.80)	\$0.00	\$0.00
236 - S.E.K. LIBRARY EMP BEN	\$0.00	\$365.60	(\$365.60)	\$0.00	\$0.00
* Fund Type Total *	\$0.00	\$5,600.40	(\$5,600.40)	\$0.00	\$0.00
<b>Agency Funds - State Funds (15)</b>					
256 - STATE ED BUILDING	\$0.00	\$6,911.90	(\$6,911.90)	\$0.00	\$0.00
258 - STATE INST BLDG.	\$0.00	\$3,455.78	(\$3,455.78)	\$0.00	\$0.00
* Fund Type Total *	\$0.00	\$10,367.68	(\$10,367.68)	\$0.00	\$0.00
<b>Agency Funds - Other (16)</b>					
090 - GAME LICENSE	\$437.00	\$451.50	(\$451.50)	\$0.00	\$437.00
092 - HERITAGE TRUST FUND	\$20,224.00	\$761.00	\$0.00	\$0.00	\$20,985.00

# Fund Status Report

Bourbon County

<b>Report Selection Criteria:</b>	Selected Fund Type: ALL	Fiscal Year: 2026	From Date: 3/1/2026
	Include Encumbrances? NO	From Period: 3	Thru Date: 3/31/2026
	Include Pri Yr Liabilities? NO	To Period: 3	Option: Period
	Printed in Alpha by Fund Name? NO	Exclude Transfers Breakdown? NO	
	Exclude Additional Cash? NO		
	Include Pending Cash? NO		

**Selected Funds :**

	Beginning Balance	Receipts	Disbursements	Transfers	Ending Balance
260 - STATE MOTOR FUND	\$21,478.68	\$92,876.94	(\$101,063.87)	\$0.00	\$13,291.75
261 - STATE DRIVERS LICENSE FUND	\$667.00	\$0.00	\$0.00	\$0.00	\$667.00
262 - STATE MOTOR VEH INSP FEES	\$1,340.50	\$0.00	\$0.00	\$0.00	\$1,340.50
* Fund Type Total *	\$44,147.18	\$94,089.44	(\$101,515.37)	\$0.00	\$36,721.25
<b>Agency Funds - Distributable (17)</b>					
056 - DELINQ PP TAX	\$4,157.53	\$38.92	(\$3,401.78)	\$0.00	\$794.67
058 - DELINQ R.E. SALES	\$127,497.97	\$0.00	\$0.00	\$0.00	\$127,497.97
070 - EXCISE TAX	\$3,516.56	\$0.00	\$0.00	\$0.00	\$3,516.56
102 - ISOLATED & COMP TAX	\$220,597.30	\$156,439.94	(\$112,889.10)	\$0.00	\$264,148.14
212 - R.E. REDEMPTIONS	\$173,166.62	\$19,139.39	(\$44,493.64)	\$0.00	\$147,812.37
226 - RV TAX	\$7,331.31	\$2,079.28	(\$1,704.42)	\$0.00	\$7,706.17
267 - NEIGHBORHOOD REVIT HOLDING	\$83,206.70	\$0.00	(\$41,922.29)	\$0.00	\$41,284.41
268 - TAX ACCOUNT	\$943,079.92	\$418,259.47	(\$887,049.95)	\$0.00	\$474,289.44
274 - VEHICLE TAX	\$335,033.54	\$207,074.24	(\$160,905.36)	\$0.00	\$381,202.42
275 - COMMERCIAL VEHICLE FEES	\$54,642.43	\$18,367.22	(\$17,493.67)	\$0.00	\$55,515.98
* Fund Type Total *	\$1,952,229.88	\$821,398.46	(\$1,269,860.21)	\$0.00	\$1,503,768.13
* Report Total *	\$9,599,237.23	\$3,805,957.32	(\$3,328,238.38)	\$0.00	\$10,076,956.17

# Revenue and Expense Report

Bourbon County

YEAR : 2026 PERIOD : 3 FUND: All DEPT: All SUB-DEPT: All  
 ACCOUNT RANGE : 0 - 9999999999

AS OF : 3/31/2026

Ledger ID	Ledger Description	Current Budget	Current Act	YTD Act	Encumbrances YTD	Remaining	Percent
001	<u>GENERAL FUND</u>						
	<u>REVENUES</u>						
00	<i>Non-Departmental</i>						
001-00-4010	KCOVRS IRP DISTRIBUTION FE	\$3,481.00	\$483.25	\$539.78	\$0.00	\$2,941.22	15.51%
001-00-4050	KCOVRS INTRA DISTRIBUTION	\$0.00	\$1,038.82	\$1,049.54	\$0.00	(\$1,049.54)	
001-00-4101	CURRENT TAX DIST	\$1,804,838.00	\$69,046.50	\$1,102,529.26	\$0.00	\$702,308.74	61.09%
001-00-4102	MOTOR VEHICLE TAX DIST	\$177,986.00	\$13,441.76	\$34,155.90	\$0.00	\$143,830.10	19.19%
001-00-4103	RV TAX DIST	\$2,809.00	\$150.52	\$354.90	\$0.00	\$2,454.10	12.63%
001-00-4104	DELINQ P.P. DIST	\$0.00	\$262.96	\$437.34	\$0.00	(\$437.34)	
001-00-4105	DELINQ R.E. DIST	\$15,000.00	\$2,940.06	\$7,600.58	\$0.00	\$7,399.42	50.67%
001-00-4106	EXCISE TAX DIST	\$0.00	\$0.00	\$13.10	\$0.00	(\$13.10)	
001-00-4107	HEAVY TRUCK TAX DIST	\$9,010.00	\$937.38	\$5,448.34	\$0.00	\$3,561.66	60.47%
001-00-4108	TAX SALE DISTRICT COURT FE	\$0.00	\$200.00	\$1,000.00	\$0.00	(\$1,000.00)	
001-00-4113	TAX SALE TITLE FEES	\$0.00	\$250.00	\$1,000.00	\$0.00	(\$1,000.00)	
001-00-4206	G.A.L.	\$0.00	\$1,635.54	\$3,798.16	\$0.00	(\$3,798.16)	
001-00-4208	TAX SALE ATTORNEY FEES	\$0.00	\$700.00	\$3,750.00	\$0.00	(\$3,750.00)	
001-00-4211	NRP DISTRIBUTION	(\$61,325.00)	\$0.00	(\$39,360.10)	\$0.00	(\$21,964.90)	64.18%
001-00-4300	FEES & LICENSES	\$105,000.00	\$11,182.45	\$27,651.35	\$0.00	\$77,348.65	26.33%
001-00-4304	COUNTY OFFICERS FEES	\$4,000.00	\$360.63	\$1,255.53	\$0.00	\$2,744.47	31.39%
001-00-4307	FRANCHISE TAX	\$1,200.00	\$0.00	\$1,029.22	\$0.00	\$170.78	85.77%
001-00-4310	INSUFF CHECK SERVICE CHG	\$0.00	\$40.00	\$100.00	\$0.00	(\$100.00)	
001-00-4311	ANTIQUE VEHICLE FEE	\$0.00	\$455.00	\$2,895.00	\$0.00	(\$2,895.00)	
001-00-4400	CHECKING INTEREST	\$0.00	\$70,536.51	\$70,536.51	\$0.00	(\$70,536.51)	
001-00-4401	VEHICLE INTEREST	\$0.00	\$340.79	\$1,177.29	\$0.00	(\$1,177.29)	
001-00-4402	CURRENT TAX INTEREST	\$175,000.00	\$24,151.34	\$61,964.38	\$0.00	\$113,035.62	35.41%
001-00-4403	C D INTEREST	\$425,000.00	\$12,157.25	\$14,113.19	\$0.00	\$410,886.81	3.32%
001-00-4501	LEASE PROCEEDS	\$12,840.00	\$420.00	\$420.00	\$0.00	\$12,420.00	3.27%
001-00-4801	REIMBURSEMENT	\$10,000.00	\$2,300.73	\$3,878.38	\$0.00	\$6,121.62	38.78%
001-00-4805	JUVENILE PROBATION FEE	\$0.00	\$0.00	\$51.71	\$0.00	(\$51.71)	
001-00-4806	COUNTY ATTORNEY DIVERSIO	\$10,000.00	\$2.00	\$2.00	\$0.00	\$9,998.00	.02%
001-00-4812	COUNTY FORFEITURE FEE-283	\$0.00	\$200.00	\$939.17	\$0.00	(\$939.17)	
001-00-4903	MISCELLANEOUS INCOME	\$10,000.00	\$16.55	\$79.55	\$0.00	\$9,920.45	.80%
001-00-4904	TRANSFER IN	\$10,000.00	\$48,160.15	\$48,160.15	\$0.00	(\$38,160.15)	481.60%
001-00-4905	FIREWORK PERMIT	\$300.00	\$0.00	\$0.00	\$0.00	\$300.00	
001-00-4908	CANDIDATE FILING FEE	\$0.00	\$264.16	\$264.16	\$0.00	(\$264.16)	

# Revenue and Expense Report

Bourbon County

YEAR : 2026 PERIOD : 3 FUND: All DEPT: All SUB-DEPT: All  
 ACCOUNT RANGE : 0 - 999999999

AS OF : 3/31/2026

Ledger ID	Ledger Description	Current Budget	Current Act	YTD Act	Encumbrances YTD	Remaining	Percent
<b>001</b>	<b><u>GENERAL FUND</u></b>						
	<b><u>REVENUES</u></b>						
	<b>00 Non-Departmental</b>						
001-00-4916	DISTRICT COURT MEDICAL SUP	\$0.00	\$154.59	\$673.09	\$0.00	(\$673.09)	
001-00-4919	EMERG PREP WAGES GRANT	\$22,654.00	\$0.00	\$0.00	\$0.00	\$22,654.00	
001-00-4926	DUCK BLIND	\$0.00	\$70.00	\$70.00	\$0.00	(\$70.00)	
001-00-4931	WEBSEARCH FEE	\$0.00	\$0.00	\$3,480.00	\$0.00	(\$3,480.00)	
001-00-4932	OVERAGE(ALL OFFICES)	\$0.00	(\$393.35)	\$1,741.96	\$0.00	(\$1,741.96)	
001-00-4939	LEPP-INSPECTION FEES/LIC	\$0.00	\$250.00	\$550.00	\$0.00	(\$550.00)	
001-00-4979	PILOT- JAYHAWK WIND	\$365,625.00	\$0.00	\$0.00	\$0.00	\$365,625.00	
	<b>Subtotal Non-Departmental:</b>	<b>\$3,103,418.00</b>	<b>\$261,755.59</b>	<b>\$1,363,349.44</b>	<b>\$0.00</b>	<b>\$1,740,068.56</b>	<b>43.93%</b>
	<b>TOTAL REVENUES - :</b>	<b>\$3,103,418.00</b>	<b>\$261,755.59</b>	<b>\$1,363,349.44</b>	<b>\$0.00</b>	<b>\$1,740,068.56</b>	<b>43.93%</b>
	<b><u>EXPENDITURES</u></b>						
	<b>Non-Departmental</b>						
001-00-5212	BANK CHARGES	\$0.00	\$0.00	(\$40.00)	\$0.00	\$40.00	
	<b>Subtotal Non-Departmental:</b>	<b>\$0.00</b>	<b>\$0.00</b>	<b>(\$40.00)</b>	<b>\$0.00</b>	<b>\$40.00</b>	<b>0.00%</b>
	<b>COUNTY COMMISSION</b>						
001-01-5101	COMMISSION WAGES	\$107,085.00	\$66,433.71	\$84,719.26	\$0.00	\$22,365.74	79.11%
001-01-5200	COMMISSION CONTRACTUAL S	\$5,000.00	\$31,809.48	\$32,278.12	\$0.00	(\$27,278.12)	645.56%
001-01-5300	COMMISSION COMMODITIES	\$1,425.00	\$157.76	\$2,278.23	\$0.00	(\$853.23)	159.88%
001-01-5400	COMMISSION CAPITAL OUTLAY	\$0.00	\$1,618.21	\$3,189.70	\$0.00	(\$3,189.70)	
001-01-6020	REIMBURSABLES	\$0.00	(\$60,000.00)	(\$60,000.00)	\$0.00	\$60,000.00	
	<b>Subtotal COUNTY COMMISSION:</b>	<b>\$113,510.00</b>	<b>\$40,019.16</b>	<b>\$62,465.31</b>	<b>\$0.00</b>	<b>\$51,044.69</b>	<b>55.03%</b>
	<b>COUNTY CLERK</b>						
001-02-5101	CLERK WAGES	\$119,984.00	\$8,498.87	\$26,945.78	\$0.00	\$93,038.22	22.46%
001-02-5200	CLERK CONTRACTUAL SVCS	\$7,505.00	\$894.38	\$1,526.91	\$0.00	\$5,978.09	20.35%
001-02-5300	CLERK COMMODITIES	\$5,700.00	\$128.17	\$635.51	\$0.00	\$5,064.49	11.15%
001-02-6020	REIMBURSABLES	\$0.00	\$0.00	(\$50.00)	\$0.00	\$50.00	
	<b>Subtotal COUNTY CLERK:</b>	<b>\$133,189.00</b>	<b>\$9,521.42</b>	<b>\$29,058.20</b>	<b>\$0.00</b>	<b>\$104,130.80</b>	<b>21.82%</b>
	<b>COUNTY TREASURER</b>						
001-03-5101	TREASURER WAGES	\$127,786.00	\$9,468.85	\$28,676.34	\$0.00	\$99,109.66	22.44%
001-03-5200	TREASURER CONTRACTUAL SV	\$46,901.00	\$132.78	\$426.37	\$0.00	\$46,474.63	.91%
001-03-5300	TREASURER COMMODITIES	\$950.00	\$0.00	\$30.65	\$0.00	\$919.35	3.23%

# Revenue and Expense Report

Bourbon County

YEAR : 2026 PERIOD : 3 FUND: All DEPT: All SUB-DEPT: All  
 ACCOUNT RANGE : 0 - 9999999999

AS OF : 3/31/2026

Ledger ID	Ledger Description	Current Budget	Current Act	YTD Act	Encumbrances YTD	Remaining	Percent
001	<b>GENERAL FUND</b>						
	<b>EXPENDITURES</b>						
	<b>COUNTY TREASURER</b>						
	Subtotal COUNTY TREASURER:	\$175,637.00	\$9,601.63	\$29,133.36	\$0.00	\$146,503.64	16.59%
	<b>COUNTY ATTORNEY</b>						
001-04-5101	ATTORNEY WAGES	\$412,518.00	\$22,320.69	\$67,942.33	\$0.00	\$344,575.67	16.47%
001-04-5200	ATTORNEY CONTRACTUAL SVC	\$49,966.00	\$11,056.67	\$32,013.83	\$0.00	\$17,952.17	64.07%
001-04-5300	ATTORNEY COMMODITIES	\$3,800.00	\$0.00	\$41.08	\$0.00	\$3,758.92	1.08%
001-04-5400	ATTORNEY CAPITAL OUTLAY	\$4,000.00	\$0.00	\$0.00	\$0.00	\$4,000.00	
	Subtotal COUNTY ATTORNEY:	\$470,284.00	\$33,377.36	\$99,997.24	\$0.00	\$370,286.76	21.26%
	<b>COUNTY REGISTER OF DEEDS</b>						
001-05-5101	REGISTER OF DEEDS WAGES	\$110,120.00	\$9,896.98	\$29,087.15	\$0.00	\$81,032.85	26.41%
001-05-5200	REGISTER OF DEEDS CONT SV	\$3,400.00	\$135.80	\$642.68	\$0.00	\$2,757.32	18.90%
001-05-5300	REGISTER OF DEEDS COMMOD	\$1,301.00	\$127.90	\$127.90	\$0.00	\$1,173.10	9.83%
	Subtotal COUNTY REGISTER OF DEEDS:	\$114,821.00	\$10,160.68	\$29,857.73	\$0.00	\$84,963.27	26.00%
	<b>COURTHOUSE MAINTENANCE</b>						
001-07-5101	BUILDING MTCE WAGES	\$88,099.00	\$2,753.75	\$31,389.95	\$0.00	\$56,709.05	35.63%
001-07-5200	GENERAL CONTRACTUAL SVCS	\$28,500.00	\$623.17	\$625.16	\$0.00	\$27,874.84	2.19%
001-07-5300	GENERAL COMMODITIES	\$33,915.00	\$345.11	\$4,351.73	\$0.00	\$29,563.27	12.83%
	Subtotal COURTHOUSE MAINTENANCE:	\$150,514.00	\$3,722.03	\$36,366.84	\$0.00	\$114,147.16	24.16%
	<b>COUNTY CORONER</b>						
001-08-5200	CORONER CONTRACTUAL SVC	\$50,000.00	\$550.00	\$6,951.00	\$0.00	\$43,049.00	13.90%
	Subtotal COUNTY CORONER:	\$50,000.00	\$550.00	\$6,951.00	\$0.00	\$43,049.00	13.90%
	<b>DISTRICT COURT</b>						
001-10-5101	DISTRICT COURT WAGES	\$58,160.00	\$4,769.06	\$14,239.97	\$0.00	\$43,920.03	24.48%
001-10-5200	DISTRICT COURT CONTRACTU	\$251,990.00	\$15,052.24	\$44,188.08	\$0.00	\$207,801.92	17.54%
001-10-5300	DISTRICT COURT COMMODITIE	\$14,250.00	\$1,509.35	\$1,919.81	\$0.00	\$12,330.19	13.47%
001-10-5400	DISTRICT COURT CAPITAL OUT	\$24,500.00	\$0.00	\$0.00	\$0.00	\$24,500.00	
001-10-6020	REIMBURSABLES	\$0.00	\$0.00	(\$1,114.95)	\$0.00	\$1,114.95	
	Subtotal DISTRICT COURT:	\$348,900.00	\$21,330.65	\$59,232.91	\$0.00	\$289,667.09	16.98%
	<b>EMERGENCY PREPAREDNESS</b>						
001-11-5101	EM. PREP. WAGES	\$37,584.00	\$769.23	\$769.23	\$0.00	\$36,814.77	2.05%
001-11-5200	EM. PREP. CONTRACTUALSVCS	\$11,596.00	\$397.87	\$824.04	\$0.00	\$10,771.96	7.11%

# Revenue and Expense Report

Bourbon County

YEAR : 2026 PERIOD : 3 FUND: All DEPT: All SUB-DEPT: All  
 ACCOUNT RANGE : 0 - 999999999

AS OF : 3/31/2026

Ledger ID	Ledger Description	Current Budget	Current Act	YTD Act	Encumbrances YTD	Remaining	Percent
<b>001</b>	<b><u>GENERAL FUND</u></b>						
	<b><u>EXPENDITURES</u></b>						
	<b>EMERGENCY PREPAREDNESS</b>						
001-11-5300	EM. PREP. COMMODITIES	\$3,800.00	\$0.00	\$0.00	\$0.00	\$3,800.00	
	<b>Subtotal EMERGENCY PREPAREDNESS:</b>	<b>\$52,980.00</b>	<b>\$1,167.10</b>	<b>\$1,593.27</b>	<b>\$0.00</b>	<b>\$51,386.73</b>	<b>3.01%</b>
	<b>I T</b>						
001-15-5200	I/T CONTRACTUAL SVCS	\$242,000.00	\$25,067.20	\$53,832.13	\$0.00	\$188,167.87	22.24%
001-15-5300	I/T COMMODITIES	\$0.00	\$0.00	\$262.67	\$0.00	(\$262.67)	
	<b>Subtotal I T:</b>	<b>\$242,000.00</b>	<b>\$25,067.20</b>	<b>\$54,094.80</b>	<b>\$0.00</b>	<b>\$187,905.20</b>	<b>22.35%</b>
	<b>DISPATCH</b>						
001-17-5200	DISPATCH APPROPRIATIONS	\$240,000.00	\$60,500.00	\$60,500.00	\$0.00	\$179,500.00	25.21%
	<b>Subtotal DISPATCH:</b>	<b>\$240,000.00</b>	<b>\$60,500.00</b>	<b>\$60,500.00</b>	<b>\$0.00</b>	<b>\$179,500.00</b>	<b>25.21%</b>
	<b>JUVENILE DETENTION</b>						
001-18-5200	JUVENILE CONTRACTUAL SVCS	\$135,000.00	\$11,194.00	\$22,529.50	\$0.00	\$112,470.50	16.69%
	<b>Subtotal JUVENILE DETENTION:</b>	<b>\$135,000.00</b>	<b>\$11,194.00</b>	<b>\$22,529.50</b>	<b>\$0.00</b>	<b>\$112,470.50</b>	<b>16.69%</b>
	<b>ECONOMIC DEVELOPMENT</b>						
001-27-5500	ECONOMIC DEVELOPMENT AP	\$71,600.00	\$0.00	\$0.00	\$0.00	\$71,600.00	
	<b>Subtotal ECONOMIC DEVELOPMENT:</b>	<b>\$71,600.00</b>	<b>\$0.00</b>	<b>\$0.00</b>	<b>\$0.00</b>	<b>\$71,600.00</b>	<b>0.00%</b>
	<b>FAIR BOARD</b>						
001-28-5500	FAIR BOARD APPROPRIATIONS	\$10,000.00	\$2,500.00	\$2,500.00	\$0.00	\$7,500.00	25.00%
	<b>Subtotal FAIR BOARD:</b>	<b>\$10,000.00</b>	<b>\$2,500.00</b>	<b>\$2,500.00</b>	<b>\$0.00</b>	<b>\$7,500.00</b>	<b>25.00%</b>
	<b>HEALTH BOARD</b>						
001-31-5500	HEALTH BOARD APPROPRIATIO	\$90,750.00	\$22,687.50	\$22,687.50	\$0.00	\$68,062.50	25.00%
	<b>Subtotal HEALTH BOARD:</b>	<b>\$90,750.00</b>	<b>\$22,687.50</b>	<b>\$22,687.50</b>	<b>\$0.00</b>	<b>\$68,062.50</b>	<b>25.00%</b>
	<b>SOIL CONSERVATION DISTRICT</b>						
001-32-5500	SOIL CONSERVATION APPROP.	\$25,000.00	\$0.00	\$6,250.00	\$0.00	\$18,750.00	25.00%
	<b>Subtotal SOIL CONSERVATION DISTRICT:</b>	<b>\$25,000.00</b>	<b>\$0.00</b>	<b>\$6,250.00</b>	<b>\$0.00</b>	<b>\$18,750.00</b>	<b>25.00%</b>
	<b>SERVICES FOR ELDERLY</b>						
001-33-5500	ELDERLY APPROPRIATIONS	\$48,600.00	\$4,050.00	\$12,150.00	\$0.00	\$36,450.00	25.00%
	<b>Subtotal SERVICES FOR ELDERLY:</b>	<b>\$48,600.00</b>	<b>\$4,050.00</b>	<b>\$12,150.00</b>	<b>\$0.00</b>	<b>\$36,450.00</b>	<b>25.00%</b>
	<b>FINANCE</b>						
001-39-5200	FINANCE CONTRACTUAL	\$24,650.00	\$0.00	\$0.00	\$0.00	\$24,650.00	

# Revenue and Expense Report

Bourbon County

YEAR : 2026 PERIOD : 3 FUND: All DEPT: All SUB-DEPT: All  
 ACCOUNT RANGE : 0 - 999999999

AS OF : 3/31/2026

Ledger ID	Ledger Description	Current Budget	Current Act	YTD Act	Encumbrances YTD	Remaining	Percent
001	<b>GENERAL FUND</b>						
	<b>EXPENDITURES</b>						
	<b>FINANCE</b>						
001-39-5300	FINANCE COMMODITIES	\$0.00	\$208.21	\$208.21	\$0.00	(\$208.21)	
	<b>Subtotal FINANCE:</b>	<b>\$24,650.00</b>	<b>\$208.21</b>	<b>\$208.21</b>	<b>\$0.00</b>	<b>\$24,441.79</b>	<b>0.84%</b>
	<b>COURTHOUSE GENERAL</b>						
001-43-5200	CONTRACTUAL SERVICES	\$558,019.00	\$27,614.45	\$445,641.85	\$0.00	\$112,377.15	79.86%
001-43-5300	COMMODITIES	\$24,700.00	\$64.59	\$1,520.89	\$0.00	\$23,179.11	6.16%
	<b>Subtotal COURTHOUSE GENERAL:</b>	<b>\$582,719.00</b>	<b>\$27,679.04</b>	<b>\$447,162.74</b>	<b>\$0.00</b>	<b>\$135,556.26</b>	<b>76.74%</b>
	<b>HUMAN RESOURCES</b>						
001-44-5200	CONTRACTUAL SERVICES	\$0.00	\$14,302.00	\$18,602.00	\$0.00	(\$18,602.00)	
	<b>Subtotal HUMAN RESOURCES:</b>	<b>\$0.00</b>	<b>\$14,302.00</b>	<b>\$18,602.00</b>	<b>\$0.00</b>	<b>(\$18,602.00)</b>	<b>0.00%</b>
	<b>COUNTY MISCELLANEOUS</b>						
001-99-5101	CO.COUNSELOR WAGES	\$96,000.00	\$7,384.62	\$22,153.86	\$0.00	\$73,846.14	23.08%
001-99-5212	BANK CHARGES	\$0.00	\$638.25	\$1,260.65	\$0.00	(\$1,260.65)	
001-99-5901	CONTINGENCY	\$50,000.00	\$0.00	\$0.00	\$0.00	\$50,000.00	
001-99-5908	CASH FORWARD	\$250,000.00	\$0.00	\$0.00	\$0.00	\$250,000.00	
	<b>Subtotal COUNTY MISCELLANEOUS:</b>	<b>\$396,000.00</b>	<b>\$8,022.87</b>	<b>\$23,414.51</b>	<b>\$0.00</b>	<b>\$372,585.49</b>	<b>5.91%</b>
	<b>TOTAL EXPENDITURES - :</b>	<b>\$3,476,154.00</b>	<b>\$305,660.85</b>	<b>\$1,024,715.12</b>	<b>\$0.00</b>	<b>\$2,451,438.88</b>	<b>29.48%</b>
	<b>YTD Revenue Less Expenses : GENERAL FUND</b>			<b>\$338,634.32</b>			

# Revenue and Expense Report

**Bourbon County**

YEAR : 2026    PERIOD : 3    FUND: All    DEPT: All    SUB-DEPT: All  
 ACCOUNT RANGE : 0 - 9999999999

AS OF : 3/31/2026

Ledger ID	Ledger Description	Current Budget	Current Act	YTD Act	Encumbrances YTD	Remaining	Percent
014	<u>ATTORNEY TRUST FUND</u>						
	<u>REVENUES</u>						
00	<i>Non-Departmental</i>						
014-00-4301	FUND INCOME	\$0.00	\$6.00	\$7.41	\$0.00	(\$7.41)	
	<b>Subtotal Non-Departmental:</b>	<b>\$0.00</b>	<b>\$6.00</b>	<b>\$7.41</b>	<b>\$0.00</b>	<b>(\$7.41)</b>	<b>0.00%</b>
	<b>TOTAL REVENUES - :</b>	<b>\$0.00</b>	<b>\$6.00</b>	<b>\$7.41</b>	<b>\$0.00</b>	<b>(\$7.41)</b>	<b>0.00%</b>
	<b>YTD Revenue Less Expenses : ATTORNEY TRUST FUND</b>			<b>\$7.41</b>			

# Revenue and Expense Report

Bourbon County

YEAR : 2026 PERIOD : 3 FUND: All DEPT: All SUB-DEPT: All  
 ACCOUNT RANGE : 0 - 999999999

AS OF : 3/31/2026

Ledger ID	Ledger Description	Current Budget	Current Act	YTD Act	Encumbrances YTD	Remaining	Percent
016	<u>APPRAISERS</u>						
	<u>REVENUES</u>						
	<i>00 Non-Departmental</i>						
016-00-4010	KCOVRS IRP DISTRIBUTION FE	\$427.00	\$59.25	\$66.86	\$0.00	\$360.14	15.66%
016-00-4050	KCOVRS INTRA DISTRIBUTION	\$0.00	\$127.36	\$128.80	\$0.00	(\$128.80)	
016-00-4101	CURRENT TAX DIST	\$232,015.00	\$8,831.55	\$141,654.66	\$0.00	\$90,360.34	61.05%
016-00-4102	MOTOR VEHICLE TAX DIST	\$21,818.00	\$1,647.86	\$4,438.03	\$0.00	\$17,379.97	20.34%
016-00-4103	RV TAX DIST	\$344.00	\$18.44	\$45.97	\$0.00	\$298.03	13.36%
016-00-4104	DELINQ P.P. DIST	\$0.00	\$36.25	\$58.55	\$0.00	(\$58.55)	
016-00-4105	DELINQ R.E. DIST	\$0.00	\$428.04	\$1,069.57	\$0.00	(\$1,069.57)	
016-00-4106	EXCISE TAX DIST	\$0.00	\$0.00	\$1.76	\$0.00	(\$1.76)	
016-00-4107	HEAVY TRUCK TAX DIST	\$1,104.00	\$127.13	\$734.75	\$0.00	\$369.25	66.55%
016-00-4211	NRP DISTRIBUTION	(\$7,884.00)	\$0.00	(\$5,059.63)	\$0.00	(\$2,824.37)	64.18%
016-00-4801	REIMBURSEMENT	\$2,000.00	\$0.00	\$0.00	\$0.00	\$2,000.00	
016-00-4940	PRC SHEETS/MAPS	\$500.00	\$0.00	\$302.00	\$0.00	\$198.00	60.40%
016-00-4965	NRP APPLICATION FEES	\$0.00	\$100.00	\$300.00	\$0.00	(\$300.00)	
	<b>Subtotal Non-Departmental:</b>	<b>\$250,324.00</b>	<b>\$11,375.88</b>	<b>\$143,741.32</b>	<b>\$0.00</b>	<b>\$106,582.68</b>	<b>57.42%</b>
	<b>TOTAL REVENUES - :</b>	<b>\$250,324.00</b>	<b>\$11,375.88</b>	<b>\$143,741.32</b>	<b>\$0.00</b>	<b>\$106,582.68</b>	<b>57.42%</b>
	<u>EXPENDITURES</u>						
	<i>Non-Departmental</i>						
016-00-5101	APPRAISER WAGES	\$206,000.00	\$14,935.79	\$44,604.91	\$0.00	\$161,395.09	21.65%
016-00-5200	APPRAISER CONTRACTUAL SV	\$31,485.00	\$654.40	\$25,343.05	\$0.00	\$6,141.95	80.49%
016-00-5300	APPRAISER COMMODITIES	\$12,839.00	\$326.02	\$628.13	\$0.00	\$12,210.87	4.89%
	<b>Subtotal Non-Departmental:</b>	<b>\$250,324.00</b>	<b>\$15,916.21</b>	<b>\$70,576.09</b>	<b>\$0.00</b>	<b>\$179,747.91</b>	<b>28.19%</b>
	<b>TOTAL EXPENDITURES - :</b>	<b>\$250,324.00</b>	<b>\$15,916.21</b>	<b>\$70,576.09</b>	<b>\$0.00</b>	<b>\$179,747.91</b>	<b>28.19%</b>
	<b>YTD Revenue Less Expenses : APPRAISERS</b>			<b>\$73,165.23</b>			

# Revenue and Expense Report

Bourbon County

YEAR : 2026 PERIOD : 3 FUND: All DEPT: All SUB-DEPT: All  
 ACCOUNT RANGE : 0 - 9999999999

AS OF : 3/31/2026

Ledger ID	Ledger Description	Current Budget	Current Act	YTD Act	Encumbrances YTD	Remaining	Percent
024	<b>BRIDGE &amp; CULVERT</b>						
	<b>REVENUES</b>						
	<b>00 Non-Departmental</b>						
024-00-4010	KCOVRS IRP DISTRIBUTION FE	\$0.00	\$0.00	\$7.62	\$0.00	(\$7.62)	
024-00-4050	KCOVRS INTRA DISTRIBUTION	\$0.00	\$0.00	\$1.44	\$0.00	(\$1.44)	
024-00-4101	CURRENT TAX DIST	\$0.00	\$147.13	\$337.66	\$0.00	(\$337.66)	
024-00-4102	MOTOR VEHICLE TAX DIST	\$0.00	\$0.00	\$2,790.17	\$0.00	(\$2,790.17)	
024-00-4103	RV TAX DIST	\$0.00	\$0.00	\$27.51	\$0.00	(\$27.51)	
024-00-4104	DELINQ P.P. DIST	\$0.00	\$18.37	\$20.91	\$0.00	(\$20.91)	
024-00-4105	DELINQ R.E. DIST	\$0.00	\$391.61	\$1,018.51	\$0.00	(\$1,018.51)	
024-00-4106	EXCISE TAX DIST	\$0.00	\$0.00	\$1.77	\$0.00	(\$1.77)	
024-00-4107	HEAVY TRUCK TAX DIST	\$0.00	\$127.32	\$734.94	\$0.00	(\$734.94)	
	<b>Subtotal Non-Departmental:</b>	<b>\$0.00</b>	<b>\$684.43</b>	<b>\$4,940.53</b>	<b>\$0.00</b>	<b>(\$4,940.53)</b>	<b>0.00%</b>
	<b>TOTAL REVENUES - :</b>	<b>\$0.00</b>	<b>\$684.43</b>	<b>\$4,940.53</b>	<b>\$0.00</b>	<b>(\$4,940.53)</b>	<b>0.00%</b>
	<b>YTD Revenue Less Expenses : BRIDGE &amp; CULVERT</b>			<b>\$4,940.53</b>			

# Revenue and Expense Report

Bourbon County

YEAR : 2026 PERIOD : 3 FUND: All DEPT: All SUB-DEPT: All  
 ACCOUNT RANGE : 0 - 9999999999

AS OF : 3/31/2026

Ledger ID	Ledger Description	Current Budget	Current Act	YTD Act	Encumbrances YTD	Remaining	Percent
<b>052</b>	<b><u>COUNTY TREASURER MOTOR FUND</u></b>						
	<b><u>REVENUES</u></b>						
	<i>00 Non-Departmental</i>						
052-00-4904	TRANSFER	\$0.00	\$10,714.25	\$26,506.00	\$0.00	(\$26,506.00)	
052-00-4951	REIMB FULL USE TG	\$0.00	\$0.00	\$525.00	\$0.00	(\$525.00)	
052-00-6010	REVENUE DISTRIBUTION	\$0.00	\$287.50	\$730.00	\$0.00	(\$730.00)	
	<b>Subtotal Non-Departmental:</b>	<b>\$0.00</b>	<b>\$11,001.75</b>	<b>\$27,761.00</b>	<b>\$0.00</b>	<b>(\$27,761.00)</b>	<b>0.00%</b>
	<b>TOTAL REVENUES - :</b>	<b>\$0.00</b>	<b>\$11,001.75</b>	<b>\$27,761.00</b>	<b>\$0.00</b>	<b>(\$27,761.00)</b>	<b>0.00%</b>
	<b><u>EXPENDITURES</u></b>						
	<i>Non-Departmental</i>						
052-00-5101	WAGES	\$0.00	\$6,224.08	\$18,548.46	\$0.00	(\$18,548.46)	
052-00-5200	CONTRACTUAL SERVICES	\$0.00	\$0.00	\$50.00	\$0.00	(\$50.00)	
052-00-5301	COPIER SUPPLIES	\$0.00	\$1,221.87	\$1,407.17	\$0.00	(\$1,407.17)	
052-00-5308	OFFICE SUPPLIES	\$0.00	\$248.47	\$2,610.14	\$0.00	(\$2,610.14)	
052-00-5309	SUPPLIES	\$0.00	\$0.00	\$161.67	\$0.00	(\$161.67)	
052-00-5395	TRAINING & MEETINGS	\$0.00	\$557.20	\$712.20	\$0.00	(\$712.20)	
	<b>Subtotal Non-Departmental:</b>	<b>\$0.00</b>	<b>\$8,251.62</b>	<b>\$23,489.64</b>	<b>\$0.00</b>	<b>(\$23,489.64)</b>	<b>0.00%</b>
	<b>TOTAL EXPENDITURES - :</b>	<b>\$0.00</b>	<b>\$8,251.62</b>	<b>\$23,489.64</b>	<b>\$0.00</b>	<b>(\$23,489.64)</b>	<b>0.00%</b>
	<b>YTD Revenue Less Expenses : COUNTY TREASURER MOTOR FUND</b>			<b>\$4,271.36</b>			

# Revenue and Expense Report

**Bourbon County**

YEAR : 2026    PERIOD : 3    FUND: All    DEPT: All    SUB-DEPT: All  
 ACCOUNT RANGE : 0 - 9999999999

AS OF : 3/31/2026

Ledger ID	Ledger Description	Current Budget	Current Act	YTD Act	Encumbrances YTD	Remaining	Percent
056	<u>DELINQ PP TAX</u>						
	<u>REVENUES</u>						
00	<i>Non-Departmental</i>						
056-00-6010	Delinquent PP Tax Receipts	\$0.00	(\$3,362.86)	(\$2,110.44)	\$0.00	\$2,110.44	
	<b>Subtotal Non-Departmental:</b>	<b>\$0.00</b>	<b>(\$3,362.86)</b>	<b>(\$2,110.44)</b>	<b>\$0.00</b>	<b>\$2,110.44</b>	<b>0.00%</b>
	<b>TOTAL REVENUES - :</b>	<b>\$0.00</b>	<b>(\$3,362.86)</b>	<b>(\$2,110.44)</b>	<b>\$0.00</b>	<b>\$2,110.44</b>	<b>0.00%</b>
	<b>YTD Revenue Less Expenses : DELINQ PP TAX</b>			<b>(\$2,110.44)</b>			

# Revenue and Expense Report

**Bourbon County**

YEAR : 2026    PERIOD : 3    FUND: All    DEPT: All    SUB-DEPT: All  
 ACCOUNT RANGE : 0 - 9999999999

AS OF : 3/31/2026

Ledger ID	Ledger Description	Current Budget	Current Act	YTD Act	Encumbrances YTD	Remaining	Percent
<b>060</b>	<b><u>DIVERSION APPLICATION FEE FUND</u></b>						
	<b><u>REVENUES</u></b>						
	<i>00 Non-Departmental</i>						
060-00-4118	RECEIPTS	\$0.00	\$1,525.00	\$1,525.00	\$0.00	(\$1,525.00)	
	<b>Subtotal Non-Departmental:</b>	<b>\$0.00</b>	<b>\$1,525.00</b>	<b>\$1,525.00</b>	<b>\$0.00</b>	<b>(\$1,525.00)</b>	<b>0.00%</b>
	<b>TOTAL REVENUES - :</b>	<b>\$0.00</b>	<b>\$1,525.00</b>	<b>\$1,525.00</b>	<b>\$0.00</b>	<b>(\$1,525.00)</b>	<b>0.00%</b>
	<b><u>EXPENDITURES</u></b>						
	<i>Non-Departmental</i>						
060-00-5200	ATTY DIVERSION FEE CONTRA	\$0.00	\$172.85	\$197.14	\$0.00	(\$197.14)	
	<b>Subtotal Non-Departmental:</b>	<b>\$0.00</b>	<b>\$172.85</b>	<b>\$197.14</b>	<b>\$0.00</b>	<b>(\$197.14)</b>	<b>0.00%</b>
	<b>TOTAL EXPENDITURES - :</b>	<b>\$0.00</b>	<b>\$172.85</b>	<b>\$197.14</b>	<b>\$0.00</b>	<b>(\$197.14)</b>	<b>0.00%</b>
	<b>YTD Revenue Less Expenses : DIVERSION APPLICATION FEE FUND</b>			<b>\$1,327.86</b>			

# Revenue and Expense Report

Bourbon County

YEAR : 2026 PERIOD : 3 FUND: All DEPT: All SUB-DEPT: All  
 ACCOUNT RANGE : 0 - 999999999

AS OF : 3/31/2026

Ledger ID	Ledger Description	Current Budget	Current Act	YTD Act	Encumbrances YTD	Remaining	Percent
<b>062</b>	<b><u>ELECTION</u></b>						
	<b><u>REVENUES</u></b>						
	<b>00 Non-Departmental</b>						
062-00-4010	KCOVRS IRP DISTRIBUTION FE	\$140.00	\$19.49	\$22.42	\$0.00	\$117.58	16.01%
062-00-4050	KCOVRS INTRA DISTRIBUTION	\$0.00	\$41.89	\$42.45	\$0.00	(\$42.45)	
062-00-4101	CURRENT TAX DIST	\$105,412.00	\$3,926.90	\$64,110.42	\$0.00	\$41,301.58	60.82%
062-00-4102	MOTOR VEHICLE TAX DIST	\$7,169.00	\$542.17	\$1,615.96	\$0.00	\$5,553.04	22.54%
062-00-4103	RV TAX DIST	\$113.00	\$6.09	\$16.73	\$0.00	\$96.27	14.81%
062-00-4104	DELINQ P.P. DIST	\$0.00	\$12.24	\$19.49	\$0.00	(\$19.49)	
062-00-4105	DELINQ R.E. DIST	\$0.00	\$158.61	\$404.04	\$0.00	(\$404.04)	
062-00-4106	EXCISE TAX DIST	\$0.00	\$0.00	\$0.68	\$0.00	(\$0.68)	
062-00-4107	HEAVY TRUCK TAX DIST	\$363.00	\$48.96	\$282.81	\$0.00	\$80.19	77.91%
062-00-4211	NRP DISTRIBUTION	(\$3,583.00)	\$0.00	(\$2,294.09)	\$0.00	(\$1,288.91)	64.03%
	<b>Subtotal Non-Departmental:</b>	<b>\$109,614.00</b>	<b>\$4,756.35</b>	<b>\$64,220.91</b>	<b>\$0.00</b>	<b>\$45,393.09</b>	<b>58.59%</b>
	<b>TOTAL REVENUES - :</b>	<b>\$109,614.00</b>	<b>\$4,756.35</b>	<b>\$64,220.91</b>	<b>\$0.00</b>	<b>\$45,393.09</b>	<b>58.59%</b>
	<b><u>EXPENDITURES</u></b>						
	<b>Non-Departmental</b>						
062-00-5101	ELECTION WAGES	\$50,500.00	\$3,569.61	\$8,887.35	\$0.00	\$41,612.65	17.60%
062-00-5200	ELECTION CONTRACTUAL SVC	\$35,364.00	\$81.63	\$8,824.17	\$0.00	\$26,539.83	24.95%
062-00-5300	ELECTION COMMODITIES	\$23,750.00	\$0.00	\$0.00	\$0.00	\$23,750.00	
	<b>Subtotal Non-Departmental:</b>	<b>\$109,614.00</b>	<b>\$3,651.24</b>	<b>\$17,711.52</b>	<b>\$0.00</b>	<b>\$91,902.48</b>	<b>16.16%</b>
	<b>TOTAL EXPENDITURES - :</b>	<b>\$109,614.00</b>	<b>\$3,651.24</b>	<b>\$17,711.52</b>	<b>\$0.00</b>	<b>\$91,902.48</b>	<b>16.16%</b>
	<b>YTD Revenue Less Expenses : ELECTION</b>			<b>\$46,509.39</b>			

# Revenue and Expense Report

Bourbon County

YEAR : 2026 PERIOD : 3 FUND: All DEPT: All SUB-DEPT: All  
 ACCOUNT RANGE : 0 - 999999999

AS OF : 3/31/2026

Ledger ID	Ledger Description	Current Budget	Current Act	YTD Act	Encumbrances YTD	Remaining	Percent
<b>064</b>	<b><u>EMPLOYEE BENEFIT</u></b>						
	<b><u>REVENUES</u></b>						
	<b>00 Non-Departmental</b>						
064-00-4010	KCOVRS IRP DISTRIBUTION FE	\$4,735.00	\$657.26	\$750.55	\$0.00	\$3,984.45	15.85%
064-00-4050	KCOVRS INTRA DISTRIBUTION	\$0.00	\$1,412.89	\$1,430.59	\$0.00	(\$1,430.59)	
064-00-4101	CURRENT TAX DIST	\$2,252,538.00	\$87,283.47	\$1,378,916.55	\$0.00	\$873,621.45	61.22%
064-00-4102	MOTOR VEHICLE TAX DIST	\$242,083.00	\$18,281.86	\$52,468.19	\$0.00	\$189,614.81	21.67%
064-00-4103	RV TAX DIST	\$3,820.00	\$204.71	\$541.98	\$0.00	\$3,278.02	14.19%
064-00-4104	DELINQ P.P. DIST	\$0.00	\$383.96	\$620.19	\$0.00	(\$620.19)	
064-00-4105	DELINQ R.E. DIST	\$0.00	\$4,703.71	\$12,356.06	\$0.00	(\$12,356.06)	
064-00-4106	EXCISE TAX DIST	\$0.00	\$0.00	\$21.61	\$0.00	(\$21.61)	
064-00-4107	HEAVY TRUCK TAX DIST	\$12,254.00	\$1,562.30	\$9,006.94	\$0.00	\$3,247.06	73.50%
064-00-4211	NRP DISTRIBUTION	(\$76,529.00)	\$0.00	(\$49,159.92)	\$0.00	(\$27,369.08)	64.24%
064-00-4950	BENEFIT REIMBURSEMENT	\$0.00	\$60.44	\$695.02	\$0.00	(\$695.02)	
	<b>Subtotal Non-Departmental:</b>	<b>\$2,438,901.00</b>	<b>\$114,550.60</b>	<b>\$1,407,647.76</b>	<b>\$0.00</b>	<b>\$1,031,253.24</b>	<b>57.72%</b>
	<b>TOTAL REVENUES - :</b>	<b>\$2,438,901.00</b>	<b>\$114,550.60</b>	<b>\$1,407,647.76</b>	<b>\$0.00</b>	<b>\$1,031,253.24</b>	<b>57.72%</b>
	<b><u>EXPENDITURES</u></b>						
	<b>Non-Departmental</b>						
064-00-5200	CONTRACTUAL SERVICES	\$154,854.00	\$531.94	\$2,407.61	\$0.00	\$152,446.39	1.55%
064-00-5201	SOCIAL SECURITY	\$436,677.00	\$34,444.89	\$95,829.20	\$0.00	\$340,847.80	21.95%
064-00-5202	KPERS RETIREMENT	\$604,485.00	\$41,361.20	\$124,383.82	\$0.00	\$480,101.18	20.58%
064-00-5203	BENEFIT UNEMPLOYMENT	\$22,000.00	\$342.21	\$1,037.05	\$0.00	\$20,962.95	4.71%
064-00-5204	BENEFIT HEALTH INSURANCE	\$1,444,157.00	(\$109,453.25)	\$169,184.09	\$0.00	\$1,274,972.91	11.72%
064-00-5204-027	HEALTH INS RETIREE	\$0.00	\$34.40	\$68.80	\$0.00	(\$68.80)	
064-00-5206	BENEFIT WORKER'S COMP	\$0.00	\$46,205.00	\$170,850.00	\$0.00	(\$170,850.00)	
064-00-5250	EMPLOYEE BENEFIT LIFE INS.	\$7,200.00	\$0.00	\$0.00	\$0.00	\$7,200.00	
	<b>Subtotal Non-Departmental:</b>	<b>\$2,669,373.00</b>	<b>\$13,466.39</b>	<b>\$563,760.57</b>	<b>\$0.00</b>	<b>\$2,105,612.43</b>	<b>21.12%</b>
	<b>TOTAL EXPENDITURES - :</b>	<b>\$2,669,373.00</b>	<b>\$13,466.39</b>	<b>\$563,760.57</b>	<b>\$0.00</b>	<b>\$2,105,612.43</b>	<b>21.12%</b>
	<b>YTD Revenue Less Expenses : EMPLOYEE BENEFIT</b>			<b>\$843,887.19</b>			

# Revenue and Expense Report

**Bourbon County**

YEAR : 2026    PERIOD : 3    FUND: All    DEPT: All    SUB-DEPT: All  
 ACCOUNT RANGE : 0 - 9999999999

AS OF : 3/31/2026

Ledger ID	Ledger Description	Current Budget	Current Act	YTD Act	Encumbrances YTD	Remaining	Percent
070	<u>EXCISE TAX</u>						
	<u>REVENUES</u>						
00	<i>Non-Departmental</i>						
070-00-4315	EXCISE TAX	\$0.00	\$0.00	(\$197.48)	\$0.00	\$197.48	
	Subtotal Non-Departmental:	\$0.00	\$0.00	(\$197.48)	\$0.00	\$197.48	0.00%
	TOTAL REVENUES - :	\$0.00	\$0.00	(\$197.48)	\$0.00	\$197.48	0.00%
	YTD Revenue Less Expenses : EXCISE TAX			(\$197.48)			

# Revenue and Expense Report

Bourbon County

YEAR : 2026 PERIOD : 3 FUND: All DEPT: All SUB-DEPT: All  
 ACCOUNT RANGE : 0 - 9999999999

AS OF : 3/31/2026

Ledger ID	Ledger Description	Current Budget	Current Act	YTD Act	Encumbrances YTD	Remaining	Percent
072	<u>SOUTHWIND EXTENSION DISTRICT</u>						
	<u>REVENUES</u>						
00	<i>Non-Departmental</i>						
072-00-4010	KCOVRS IRP DISTRIBUTION FE	\$0.00	\$60.02	\$67.49	\$0.00	(\$67.49)	
072-00-4050	KCOVRS INTRA DISTRIBUTION	\$0.00	\$128.99	\$130.41	\$0.00	(\$130.41)	
072-00-4101	CURRENT TAX DIST	\$0.00	\$8,327.74	\$132,262.68	\$0.00	(\$132,262.68)	
072-00-4102	MOTOR VEHICLE TAX DIST	\$0.00	\$1,668.78	\$4,406.15	\$0.00	(\$4,406.15)	
072-00-4103	RV TAX DIST	\$0.00	\$18.70	\$45.71	\$0.00	(\$45.71)	
072-00-4104	DELINQ P.P. DIST	\$0.00	\$34.68	\$56.38	\$0.00	(\$56.38)	
072-00-4105	DELINQ R.E. DIST	\$0.00	\$390.53	\$1,008.68	\$0.00	(\$1,008.68)	
072-00-4106	EXCISE TAX DIST	\$0.00	\$0.00	\$1.73	\$0.00	(\$1.73)	
072-00-4107	HEAVY TRUCK TAX DIST	\$0.00	\$125.11	\$721.21	\$0.00	(\$721.21)	
	<b>Subtotal Non-Departmental:</b>	<b>\$0.00</b>	<b>\$10,754.55</b>	<b>\$138,700.44</b>	<b>\$0.00</b>	<b>(\$138,700.44)</b>	<b>0.00%</b>
	<b>TOTAL REVENUES - :</b>	<b>\$0.00</b>	<b>\$10,754.55</b>	<b>\$138,700.44</b>	<b>\$0.00</b>	<b>(\$138,700.44)</b>	<b>0.00%</b>
	<u>EXPENDITURES</u>						
	<i>Non-Departmental</i>						
072-00-5390	DISTRIBUTIONS	\$0.00	\$10,754.55	\$138,700.44	\$0.00	(\$138,700.44)	
	<b>Subtotal Non-Departmental:</b>	<b>\$0.00</b>	<b>\$10,754.55</b>	<b>\$138,700.44</b>	<b>\$0.00</b>	<b>(\$138,700.44)</b>	<b>0.00%</b>
	<b>TOTAL EXPENDITURES - :</b>	<b>\$0.00</b>	<b>\$10,754.55</b>	<b>\$138,700.44</b>	<b>\$0.00</b>	<b>(\$138,700.44)</b>	<b>0.00%</b>
	<b>YTD Revenue Less Expenses : SOUTHWIND EXTENSION DISTRICT</b>			<b>\$0.00</b>			

# Revenue and Expense Report

Bourbon County

YEAR : 2026 PERIOD : 3 FUND: All DEPT: All SUB-DEPT: All  
 ACCOUNT RANGE : 0 - 9999999999

AS OF : 3/31/2026

Ledger ID	Ledger Description	Current Budget	Current Act	YTD Act	Encumbrances YTD	Remaining	Percent
078	<u>FIRE DIST 2</u>						
	<u>REVENUES</u>						
	<i>00 Non-Departmental</i>						
078-00-4101	CURRENT TAX DIST	\$0.00	\$549.73	\$20,613.49	\$0.00	(\$20,613.49)	
078-00-4102	MOTOR VEHICLE TAX DIST	\$0.00	\$254.81	\$699.66	\$0.00	(\$699.66)	
078-00-4103	RV TAX DIST	\$0.00	\$4.91	\$18.98	\$0.00	(\$18.98)	
078-00-4105	DELINQ R.E. DIST	\$0.00	\$0.00	\$201.43	\$0.00	(\$201.43)	
078-00-4107	HEAVY TRUCK TAX DIST	\$0.00	\$75.92	\$191.66	\$0.00	(\$191.66)	
	<b>Subtotal Non-Departmental:</b>	<b>\$0.00</b>	<b>\$885.37</b>	<b>\$21,725.22</b>	<b>\$0.00</b>	<b>(\$21,725.22)</b>	<b>0.00%</b>
	<b>TOTAL REVENUES - :</b>	<b>\$0.00</b>	<b>\$885.37</b>	<b>\$21,725.22</b>	<b>\$0.00</b>	<b>(\$21,725.22)</b>	<b>0.00%</b>
	<u>EXPENDITURES</u>						
	<i>Non-Departmental</i>						
078-00-5390	DISTRIBUTIONS	\$0.00	\$885.37	\$21,725.22	\$0.00	(\$21,725.22)	
	<b>Subtotal Non-Departmental:</b>	<b>\$0.00</b>	<b>\$885.37</b>	<b>\$21,725.22</b>	<b>\$0.00</b>	<b>(\$21,725.22)</b>	<b>0.00%</b>
	<b>TOTAL EXPENDITURES - :</b>	<b>\$0.00</b>	<b>\$885.37</b>	<b>\$21,725.22</b>	<b>\$0.00</b>	<b>(\$21,725.22)</b>	<b>0.00%</b>
	<b>YTD Revenue Less Expenses : FIRE DIST 2</b>			<b>\$0.00</b>			

# Revenue and Expense Report

Bourbon County

YEAR : 2026 PERIOD : 3 FUND: All DEPT: All SUB-DEPT: All  
 ACCOUNT RANGE : 0 - 9999999999

AS OF : 3/31/2026

Ledger ID	Ledger Description	Current Budget	Current Act	YTD Act	Encumbrances YTD	Remaining	Percent
080	<u>FIRE DIST 3</u>						
	<u>REVENUES</u>						
	<i>00 Non-Departmental</i>						
080-00-4010	KCOVRS IRP DISTRIBUTION FE	\$0.00	\$55.16	\$60.01	\$0.00	(\$60.01)	
080-00-4050	KCOVRS INTRA DISTRIBUTION	\$0.00	\$209.05	\$210.93	\$0.00	(\$210.93)	
080-00-4101	CURRENT TAX DIST	\$0.00	\$13,345.11	\$211,989.30	\$0.00	(\$211,989.30)	
080-00-4102	MOTOR VEHICLE TAX DIST	\$0.00	\$2,382.64	\$6,717.92	\$0.00	(\$6,717.92)	
080-00-4103	RV TAX DIST	\$0.00	\$40.19	\$82.93	\$0.00	(\$82.93)	
080-00-4104	DELINQ P.P. DIST	\$0.00	\$52.19	\$95.94	\$0.00	(\$95.94)	
080-00-4105	DELINQ R.E. DIST	\$0.00	\$534.17	\$1,302.79	\$0.00	(\$1,302.79)	
080-00-4107	HEAVY TRUCK TAX DIST	\$0.00	\$352.90	\$2,189.56	\$0.00	(\$2,189.56)	
	<b>Subtotal Non-Departmental:</b>	<b>\$0.00</b>	<b>\$16,971.41</b>	<b>\$222,649.38</b>	<b>\$0.00</b>	<b>(\$222,649.38)</b>	<b>0.00%</b>
	<b>TOTAL REVENUES - :</b>	<b>\$0.00</b>	<b>\$16,971.41</b>	<b>\$222,649.38</b>	<b>\$0.00</b>	<b>(\$222,649.38)</b>	<b>0.00%</b>
	<u>EXPENDITURES</u>						
	<i>Non-Departmental</i>						
080-00-5390	DISTRIBUTIONS	\$0.00	\$16,971.41	\$222,649.38	\$0.00	(\$222,649.38)	
	<b>Subtotal Non-Departmental:</b>	<b>\$0.00</b>	<b>\$16,971.41</b>	<b>\$222,649.38</b>	<b>\$0.00</b>	<b>(\$222,649.38)</b>	<b>0.00%</b>
	<b>TOTAL EXPENDITURES - :</b>	<b>\$0.00</b>	<b>\$16,971.41</b>	<b>\$222,649.38</b>	<b>\$0.00</b>	<b>(\$222,649.38)</b>	<b>0.00%</b>
	<b>YTD Revenue Less Expenses : FIRE DIST 3</b>			<b>\$0.00</b>			

# Revenue and Expense Report

Bourbon County

YEAR : 2026 PERIOD : 3 FUND: All DEPT: All SUB-DEPT: All  
 ACCOUNT RANGE : 0 - 9999999999

AS OF : 3/31/2026

Ledger ID	Ledger Description	Current Budget	Current Act	YTD Act	Encumbrances YTD	Remaining	Percent
084	<b>FIRE DIST # 5</b>						
	<b>REVENUES</b>						
	<b>00 Non-Departmental</b>						
084-00-4010	KCOVRS IRP DISTRIBUTION FE	\$0.00	\$102.74	\$121.90	\$0.00	(\$121.90)	
084-00-4050	KCOVRS INTRA DISTRIBUTION	\$0.00	\$96.85	\$99.91	\$0.00	(\$99.91)	
084-00-4101	CURRENT TAX DIST	\$0.00	\$3,942.33	\$74,828.69	\$0.00	(\$74,828.69)	
084-00-4102	MOTOR VEHICLE TAX DIST	\$0.00	\$1,039.09	\$2,735.44	\$0.00	(\$2,735.44)	
084-00-4103	RV TAX DIST	\$0.00	\$13.72	\$35.16	\$0.00	(\$35.16)	
084-00-4104	DELINQ P.P. DIST	\$0.00	\$66.29	\$94.42	\$0.00	(\$94.42)	
084-00-4105	DELINQ R.E. DIST	\$0.00	\$202.82	\$271.68	\$0.00	(\$271.68)	
084-00-4107	HEAVY TRUCK TAX DIST	\$0.00	\$59.88	\$421.57	\$0.00	(\$421.57)	
	<b>Subtotal Non-Departmental:</b>	<b>\$0.00</b>	<b>\$5,523.72</b>	<b>\$78,608.77</b>	<b>\$0.00</b>	<b>(\$78,608.77)</b>	<b>0.00%</b>
	<b>TOTAL REVENUES - :</b>	<b>\$0.00</b>	<b>\$5,523.72</b>	<b>\$78,608.77</b>	<b>\$0.00</b>	<b>(\$78,608.77)</b>	<b>0.00%</b>
	<b>EXPENDITURES</b>						
	<b>Non-Departmental</b>						
084-00-5390	DISTRIBUTIONS	\$0.00	\$5,523.72	\$78,608.77	\$0.00	(\$78,608.77)	
	<b>Subtotal Non-Departmental:</b>	<b>\$0.00</b>	<b>\$5,523.72</b>	<b>\$78,608.77</b>	<b>\$0.00</b>	<b>(\$78,608.77)</b>	<b>0.00%</b>
	<b>TOTAL EXPENDITURES - :</b>	<b>\$0.00</b>	<b>\$5,523.72</b>	<b>\$78,608.77</b>	<b>\$0.00</b>	<b>(\$78,608.77)</b>	<b>0.00%</b>
	<b>YTD Revenue Less Expenses : FIRE DIST # 5</b>			<b>\$0.00</b>			

# Revenue and Expense Report

Bourbon County

YEAR : 2026 PERIOD : 3 FUND: All DEPT: All SUB-DEPT: All  
 ACCOUNT RANGE : 0 - 9999999999

AS OF : 3/31/2026

Ledger ID	Ledger Description	Current Budget	Current Act	YTD Act	Encumbrances YTD	Remaining	Percent
090	<u>GAME LICENSE</u>						
	<u>REVENUES</u>						
00	<i>Non-Departmental</i>						
090-00-6010	GAME LICENSE RECEIPTS	\$0.00	\$451.50	\$558.50	\$0.00	(\$558.50)	
	<b>Subtotal Non-Departmental:</b>	<b>\$0.00</b>	<b>\$451.50</b>	<b>\$558.50</b>	<b>\$0.00</b>	<b>(\$558.50)</b>	<b>0.00%</b>
	<b>TOTAL REVENUES - :</b>	<b>\$0.00</b>	<b>\$451.50</b>	<b>\$558.50</b>	<b>\$0.00</b>	<b>(\$558.50)</b>	<b>0.00%</b>
	<u>EXPENDITURES</u>						
	<i>Non-Departmental</i>						
090-00-6020	GAME LICENSE FEES	\$0.00	\$451.50	\$668.00	\$0.00	(\$668.00)	
	<b>Subtotal Non-Departmental:</b>	<b>\$0.00</b>	<b>\$451.50</b>	<b>\$668.00</b>	<b>\$0.00</b>	<b>(\$668.00)</b>	<b>0.00%</b>
	<b>TOTAL EXPENDITURES - :</b>	<b>\$0.00</b>	<b>\$451.50</b>	<b>\$668.00</b>	<b>\$0.00</b>	<b>(\$668.00)</b>	<b>0.00%</b>
	<b>YTD Revenue Less Expenses : GAME LICENSE</b>			<b>(\$109.50)</b>			

# Revenue and Expense Report

**Bourbon County**

YEAR : 2026    PERIOD : 3    FUND: All    DEPT: All    SUB-DEPT: All  
 ACCOUNT RANGE : 0 - 9999999999

AS OF : 3/31/2026

Ledger ID	Ledger Description	Current Budget	Current Act	YTD Act	Encumbrances YTD	Remaining	Percent
092	<u>HERITAGE TRUST FUND</u>						
	<u>REVENUES</u>						
00	<i>Non-Departmental</i>						
092-00-6010	HERITAGE TRUST RECEIPTS	\$0.00	\$761.00	\$1,832.00	\$0.00	(\$1,832.00)	
	<b>Subtotal Non-Departmental:</b>	<b>\$0.00</b>	<b>\$761.00</b>	<b>\$1,832.00</b>	<b>\$0.00</b>	<b>(\$1,832.00)</b>	<b>0.00%</b>
	<b>TOTAL REVENUES - :</b>	<b>\$0.00</b>	<b>\$761.00</b>	<b>\$1,832.00</b>	<b>\$0.00</b>	<b>(\$1,832.00)</b>	<b>0.00%</b>
	<b>YTD Revenue Less Expenses : HERITAGE TRUST FUND</b>			<b>\$1,832.00</b>			

# Revenue and Expense Report

**Bourbon County**

YEAR : 2026    PERIOD : 3    FUND: All    DEPT: All    SUB-DEPT: All  
 ACCOUNT RANGE : 0 - 9999999999

AS OF : 3/31/2026

Ledger ID	Ledger Description	Current Budget	Current Act	YTD Act	Encumbrances YTD	Remaining	Percent
093	<b>ROD-TECH FUND</b>						
	<b>REVENUES</b>						
	<i>00 Non-Departmental</i>						
093-00-6010	ROD TECH FEES	\$0.00	\$1,522.00	\$6,952.00	\$0.00	(\$6,952.00)	
	<b>Subtotal Non-Departmental:</b>	<b>\$0.00</b>	<b>\$1,522.00</b>	<b>\$6,952.00</b>	<b>\$0.00</b>	<b>(\$6,952.00)</b>	<b>0.00%</b>
	<b>TOTAL REVENUES - :</b>	<b>\$0.00</b>	<b>\$1,522.00</b>	<b>\$6,952.00</b>	<b>\$0.00</b>	<b>(\$6,952.00)</b>	<b>0.00%</b>
	<b>EXPENDITURES</b>						
	<i>Non-Departmental</i>						
093-00-6020	EXPENSE DISBURSEMENT	\$0.00	\$0.00	\$1,318.39	\$0.00	(\$1,318.39)	
	<b>Subtotal Non-Departmental:</b>	<b>\$0.00</b>	<b>\$0.00</b>	<b>\$1,318.39</b>	<b>\$0.00</b>	<b>(\$1,318.39)</b>	<b>0.00%</b>
	<b>TOTAL EXPENDITURES - :</b>	<b>\$0.00</b>	<b>\$0.00</b>	<b>\$1,318.39</b>	<b>\$0.00</b>	<b>(\$1,318.39)</b>	<b>0.00%</b>
	<b>YTD Revenue Less Expenses : ROD-TECH FUND</b>			<b>\$5,633.61</b>			

# Revenue and Expense Report

**Bourbon County**

YEAR : 2026    PERIOD : 3    FUND: All    DEPT: All    SUB-DEPT: All  
 ACCOUNT RANGE : 0 - 9999999999

AS OF : 3/31/2026

Ledger ID	Ledger Description	Current Budget	Current Act	YTD Act	Encumbrances YTD	Remaining	Percent
094	<u>TREASURER-TECH FUND</u>						
	<u>REVENUES</u>						
00	<i>Non-Departmental</i>						
094-00-6010	TREASURER TECH FEES	\$0.00	\$380.50	\$914.00	\$0.00	(\$914.00)	
	<b>Subtotal Non-Departmental:</b>	<b>\$0.00</b>	<b>\$380.50</b>	<b>\$914.00</b>	<b>\$0.00</b>	<b>(\$914.00)</b>	<b>0.00%</b>
	<b>TOTAL REVENUES - :</b>	<b>\$0.00</b>	<b>\$380.50</b>	<b>\$914.00</b>	<b>\$0.00</b>	<b>(\$914.00)</b>	<b>0.00%</b>
	<b>YTD Revenue Less Expenses : TREASURER-TECH FUND</b>			<b>\$914.00</b>			

# Revenue and Expense Report

Bourbon County

YEAR : 2026 PERIOD : 3 FUND: All DEPT: All SUB-DEPT: All  
 ACCOUNT RANGE : 0 - 9999999999

AS OF : 3/31/2026

Ledger ID	Ledger Description	Current Budget	Current Act	YTD Act	Encumbrances YTD	Remaining	Percent
095	<u>CLERK-TECH FUND</u>						
	<u>REVENUES</u>						
	00 Non-Departmental						
095-00-6010	CLERK TECH FEES	\$0.00	\$380.50	\$914.00	\$0.00	(\$914.00)	
	Subtotal Non-Departmental:	\$0.00	\$380.50	\$914.00	\$0.00	(\$914.00)	0.00%
	TOTAL REVENUES - :	\$0.00	\$380.50	\$914.00	\$0.00	(\$914.00)	0.00%
	<u>EXPENDITURES</u>						
	Non-Departmental						
095-00-6020	EXPENSE DISBURSEMENT	\$0.00	\$282.90	\$5,838.90	\$0.00	(\$5,838.90)	
	Subtotal Non-Departmental:	\$0.00	\$282.90	\$5,838.90	\$0.00	(\$5,838.90)	0.00%
	TOTAL EXPENDITURES - :	\$0.00	\$282.90	\$5,838.90	\$0.00	(\$5,838.90)	0.00%
	YTD Revenue Less Expenses : CLERK-TECH FUND			(\$4,924.90)			

# Revenue and Expense Report

**Bourbon County**

YEAR : 2026    PERIOD : 3    FUND: All    DEPT: All    SUB-DEPT: All  
 ACCOUNT RANGE : 0 - 9999999999

AS OF : 3/31/2026

Ledger ID	Ledger Description	Current Budget	Current Act	YTD Act	Encumbrances YTD	Remaining	Percent
<b>097</b>	<b><u>SPECIAL LAW ENFORCEMENT</u></b>						
	<b><u>REVENUES</u></b>						
	<i>00 Non-Departmental</i>						
097-00-4312	CTY VEHICLE INSPECTION FEE	\$0.00	\$2,720.00	\$7,160.00	\$0.00	(\$7,160.00)	
	<b>Subtotal Non-Departmental:</b>	<b>\$0.00</b>	<b>\$2,720.00</b>	<b>\$7,160.00</b>	<b>\$0.00</b>	<b>(\$7,160.00)</b>	<b>0.00%</b>
	<b>TOTAL REVENUES - :</b>	<b>\$0.00</b>	<b>\$2,720.00</b>	<b>\$7,160.00</b>	<b>\$0.00</b>	<b>(\$7,160.00)</b>	<b>0.00%</b>
	<b><u>EXPENDITURES</u></b>						
	<i>Non-Departmental</i>						
097-00-5300	COMMODITIES	\$0.00	\$0.00	\$3,600.00	\$0.00	(\$3,600.00)	
	<b>Subtotal Non-Departmental:</b>	<b>\$0.00</b>	<b>\$0.00</b>	<b>\$3,600.00</b>	<b>\$0.00</b>	<b>(\$3,600.00)</b>	<b>0.00%</b>
	<b>TOTAL EXPENDITURES - :</b>	<b>\$0.00</b>	<b>\$0.00</b>	<b>\$3,600.00</b>	<b>\$0.00</b>	<b>(\$3,600.00)</b>	<b>0.00%</b>
	<b>YTD Revenue Less Expenses : SPECIAL LAW ENFORCEMENT</b>			<b>\$3,560.00</b>			

# Revenue and Expense Report

**Bourbon County**

YEAR : 2026    PERIOD : 3    FUND: All    DEPT: All    SUB-DEPT: All  
 ACCOUNT RANGE : 0 - 9999999999

AS OF : 3/31/2026

Ledger ID	Ledger Description	Current Budget	Current Act	YTD Act	Encumbrances YTD	Remaining	Percent
100	<b><u>INSUFFICIENT FUND CHECKS</u></b>						
	<b><u>REVENUES</u></b>						
	<i>00 Non-Departmental</i>						
100-00-6010	COLLECTION NSF CHECK	\$0.00	\$61.71	\$1,894.88	\$0.00	(\$1,894.88)	
	<b>Subtotal Non-Departmental:</b>	<b>\$0.00</b>	<b>\$61.71</b>	<b>\$1,894.88</b>	<b>\$0.00</b>	<b>(\$1,894.88)</b>	<b>0.00%</b>
	<b>TOTAL REVENUES - :</b>	<b>\$0.00</b>	<b>\$61.71</b>	<b>\$1,894.88</b>	<b>\$0.00</b>	<b>(\$1,894.88)</b>	<b>0.00%</b>
	<b><u>EXPENDITURES</u></b>						
	<i>Non-Departmental</i>						
100-00-6020	RETURNED CHECKS	\$0.00	\$12,097.20	\$12,286.21	\$0.00	(\$12,286.21)	
	<b>Subtotal Non-Departmental:</b>	<b>\$0.00</b>	<b>\$12,097.20</b>	<b>\$12,286.21</b>	<b>\$0.00</b>	<b>(\$12,286.21)</b>	<b>0.00%</b>
	<b>TOTAL EXPENDITURES - :</b>	<b>\$0.00</b>	<b>\$12,097.20</b>	<b>\$12,286.21</b>	<b>\$0.00</b>	<b>(\$12,286.21)</b>	<b>0.00%</b>
	<b>YTD Revenue Less Expenses : INSUFFICIENT FUND CHECKS</b>			<b>(\$10,391.33)</b>			

# Revenue and Expense Report

**Bourbon County**

YEAR : 2026    PERIOD : 3    FUND: All    DEPT: All    SUB-DEPT: All  
 ACCOUNT RANGE : 0 - 9999999999

AS OF : 3/31/2026

Ledger ID	Ledger Description	Current Budget	Current Act	YTD Act	Encumbrances YTD	Remaining	Percent
102	<b><u>ISOLATED &amp; COMP TAX</u></b>						
	<b><u>REVENUES</u></b>						
	<i>00 Non-Departmental</i>						
102-00-6010	Sales Tax Collections	\$0.00	\$156,439.94	\$363,074.76	\$0.00	(\$363,074.76)	
	<b>Subtotal Non-Departmental:</b>	<b>\$0.00</b>	<b>\$156,439.94</b>	<b>\$363,074.76</b>	<b>\$0.00</b>	<b>(\$363,074.76)</b>	<b>0.00%</b>
	<b>TOTAL REVENUES - :</b>	<b>\$0.00</b>	<b>\$156,439.94</b>	<b>\$363,074.76</b>	<b>\$0.00</b>	<b>(\$363,074.76)</b>	<b>0.00%</b>
	<b><u>EXPENDITURES</u></b>						
	<i>Non-Departmental</i>						
102-00-6020	EXPENSE DISBURSEMENT	\$0.00	\$112,889.10	\$320,018.60	\$0.00	(\$320,018.60)	
	<b>Subtotal Non-Departmental:</b>	<b>\$0.00</b>	<b>\$112,889.10</b>	<b>\$320,018.60</b>	<b>\$0.00</b>	<b>(\$320,018.60)</b>	<b>0.00%</b>
	<b>TOTAL EXPENDITURES - :</b>	<b>\$0.00</b>	<b>\$112,889.10</b>	<b>\$320,018.60</b>	<b>\$0.00</b>	<b>(\$320,018.60)</b>	<b>0.00%</b>
	<b>YTD Revenue Less Expenses : ISOLATED &amp; COMP TAX</b>			<b>\$43,056.16</b>			

# Revenue and Expense Report

Bourbon County

YEAR : 2026 PERIOD : 3 FUND: All DEPT: All SUB-DEPT: All  
 ACCOUNT RANGE : 0 - 9999999999

AS OF : 3/31/2026

Ledger ID	Ledger Description	Current Budget	Current Act	YTD Act	Encumbrances YTD	Remaining	Percent
108	<u>LANDFILL</u>						
	<u>REVENUES</u>						
	<i>00 Non-Departmental</i>						
108-00-4902	LANDFILL RECEIPTS	\$700,000.00	\$71,730.55	\$203,137.65	\$0.00	\$496,862.35	29.02%
108-00-4903	MISCELLANEOUS INCOME	\$0.00	\$0.00	\$518.00	\$0.00	(\$518.00)	
108-00-5908	RESERVES	\$49,218.00	\$0.00	\$0.00	\$0.00	\$49,218.00	
	<b>Subtotal Non-Departmental:</b>	<b>\$749,218.00</b>	<b>\$71,730.55</b>	<b>\$203,655.65</b>	<b>\$0.00</b>	<b>\$545,562.35</b>	<b>27.18%</b>
	<b>TOTAL REVENUES - :</b>	<b>\$749,218.00</b>	<b>\$71,730.55</b>	<b>\$203,655.65</b>	<b>\$0.00</b>	<b>\$545,562.35</b>	<b>27.18%</b>
	<u>EXPENDITURES</u>						
	<i>Non-Departmental</i>						
108-00-5101	LANDFILL WAGES	\$125,730.00	\$11,232.30	\$33,609.27	\$0.00	\$92,120.73	26.73%
108-00-5200	LANDFILL CONTRACTUAL SVCS	\$494,127.00	\$37,772.84	\$90,419.25	\$0.00	\$403,707.75	18.30%
108-00-5300	LANDFILL COMMODITIES	\$90,000.00	\$4,992.33	\$16,062.29	\$0.00	\$73,937.71	17.85%
108-00-5396	BOND INTEREST	\$875.00	\$0.00	\$876.25	\$0.00	(\$1.25)	100.14%
108-00-5397	BOND PRINCIPAL	\$35,000.00	\$0.00	\$35,000.00	\$0.00	\$0.00	100.00%
	<b>Subtotal Non-Departmental:</b>	<b>\$745,732.00</b>	<b>\$53,997.47</b>	<b>\$175,967.06</b>	<b>\$0.00</b>	<b>\$569,764.94</b>	<b>23.60%</b>
	<b>TOTAL EXPENDITURES - :</b>	<b>\$745,732.00</b>	<b>\$53,997.47</b>	<b>\$175,967.06</b>	<b>\$0.00</b>	<b>\$569,764.94</b>	<b>23.60%</b>
	<b>YTD Revenue Less Expenses : LANDFILL</b>			<b>\$27,688.59</b>			

# Revenue and Expense Report

Bourbon County

YEAR : 2026 PERIOD : 3 FUND: All DEPT: All SUB-DEPT: All  
 ACCOUNT RANGE : 0 - 9999999999

AS OF : 3/31/2026

Ledger ID	Ledger Description	Current Budget	Current Act	YTD Act	Encumbrances YTD	Remaining	Percent
114	<u>MENTAL HEALTH</u>						
	<u>REVENUES</u>						
	<i>00 Non-Departmental</i>						
114-00-4010	KCOVRS IRP DISTRIBUTION FE	\$0.00	\$25.06	\$28.28	\$0.00	(\$28.28)	
114-00-4050	KCOVRS INTRA DISTRIBUTION	\$0.00	\$53.88	\$54.49	\$0.00	(\$54.49)	
114-00-4101	CURRENT TAX DIST	\$0.00	\$332.97	\$1,019.12	\$0.00	(\$1,019.12)	
114-00-4102	MOTOR VEHICLE TAX DIST	\$0.00	\$697.19	\$1,878.39	\$0.00	(\$1,878.39)	
114-00-4103	RV TAX DIST	\$0.00	\$7.81	\$19.47	\$0.00	(\$19.47)	
114-00-4104	DELINQ P.P. DIST	\$0.00	\$15.21	\$24.38	\$0.00	(\$24.38)	
114-00-4105	DELINQ R.E. DIST	\$0.00	\$172.92	\$441.75	\$0.00	(\$441.75)	
114-00-4106	EXCISE TAX DIST	\$0.00	\$0.00	\$0.75	\$0.00	(\$0.75)	
114-00-4107	HEAVY TRUCK TAX DIST	\$0.00	\$53.95	\$311.19	\$0.00	(\$311.19)	
114-00-4211	NRP DISTRIBUTION	\$0.00	\$0.00	(\$19.44)	\$0.00	\$19.44	
	<b>Subtotal Non-Departmental:</b>	<b>\$0.00</b>	<b>\$1,358.99</b>	<b>\$3,758.38</b>	<b>\$0.00</b>	<b>(\$3,758.38)</b>	<b>0.00%</b>
	<b>TOTAL REVENUES - :</b>	<b>\$0.00</b>	<b>\$1,358.99</b>	<b>\$3,758.38</b>	<b>\$0.00</b>	<b>(\$3,758.38)</b>	<b>0.00%</b>
	<b>YTD Revenue Less Expenses : MENTAL HEALTH</b>			<b>\$3,758.38</b>			

# Revenue and Expense Report

Bourbon County

YEAR : 2026 PERIOD : 3 FUND: All DEPT: All SUB-DEPT: All  
 ACCOUNT RANGE : 0 - 9999999999

AS OF : 3/31/2026

Ledger ID	Ledger Description	Current Budget	Current Act	YTD Act	Encumbrances YTD	Remaining	Percent
116	<b>INTELLECTUAL DISABILITIES</b>						
	<b>REVENUES</b>						
	<i>00 Non-Departmental</i>						
116-00-4010	KCOVRS IRP DISTRIBUTION FE	\$103.00	\$14.35	\$16.34	\$0.00	\$86.66	15.86%
116-00-4050	KCOVRS INTRA DISTRIBUTION	\$0.00	\$30.83	\$31.20	\$0.00	(\$31.20)	
116-00-4101	CURRENT TAX DIST	\$51,002.00	\$1,972.78	\$31,255.73	\$0.00	\$19,746.27	61.28%
116-00-4102	MOTOR VEHICLE TAX DIST	\$5,278.00	\$398.96	\$1,125.16	\$0.00	\$4,152.84	21.32%
116-00-4103	RV TAX DIST	\$83.00	\$4.48	\$11.66	\$0.00	\$71.34	14.05%
116-00-4104	DELINQ P.P. DIST	\$0.00	\$9.10	\$14.42	\$0.00	(\$14.42)	
116-00-4105	DELINQ R.E. DIST	\$0.00	\$106.85	\$272.28	\$0.00	(\$272.28)	
116-00-4106	EXCISE TAX DIST	\$0.00	\$0.00	\$0.46	\$0.00	(\$0.46)	
116-00-4107	HEAVY TRUCK TAX DIST	\$267.00	\$33.10	\$191.24	\$0.00	\$75.76	71.63%
116-00-4211	NRP DISTRIBUTION	(\$1,733.00)	\$0.00	(\$1,114.62)	\$0.00	(\$618.38)	64.32%
	<b>Subtotal Non-Departmental:</b>	<b>\$55,000.00</b>	<b>\$2,570.45</b>	<b>\$31,803.87</b>	<b>\$0.00</b>	<b>\$23,196.13</b>	<b>57.83%</b>
	<b>TOTAL REVENUES - :</b>	<b>\$55,000.00</b>	<b>\$2,570.45</b>	<b>\$31,803.87</b>	<b>\$0.00</b>	<b>\$23,196.13</b>	<b>57.83%</b>
	<b>EXPENDITURES</b>						
	<i>Non-Departmental</i>						
116-00-5500	INTELLECTUAL DIS. APPROP.	\$55,000.00	\$13,750.00	\$13,750.00	\$0.00	\$41,250.00	25.00%
116-00-5505	TRANSFER OUT	\$0.00	\$13,044.52	\$13,044.52	\$0.00	(\$13,044.52)	
	<b>Subtotal Non-Departmental:</b>	<b>\$55,000.00</b>	<b>\$26,794.52</b>	<b>\$26,794.52</b>	<b>\$0.00</b>	<b>\$28,205.48</b>	<b>48.72%</b>
	<b>TOTAL EXPENDITURES - :</b>	<b>\$55,000.00</b>	<b>\$26,794.52</b>	<b>\$26,794.52</b>	<b>\$0.00</b>	<b>\$28,205.48</b>	<b>48.72%</b>
	<b>YTD Revenue Less Expenses : INTELLECTUAL DISABILITIES</b>			<b>\$5,009.35</b>			

# Revenue and Expense Report

Bourbon County

YEAR : 2026 PERIOD : 3 FUND: All DEPT: All SUB-DEPT: All  
 ACCOUNT RANGE : 0 - 9999999999

AS OF : 3/31/2026

Ledger ID	Ledger Description	Current Budget	Current Act	YTD Act	Encumbrances YTD	Remaining	Percent
120	<u>Public Safety (Jail &amp; Sheriff)</u>						
	<u>REVENUES</u>						
	<i>00 Non-Departmental</i>						
120-00-4010	KCOVRS IRP DISTRIBUTION FE	\$3,639.00	\$505.15	\$567.00	\$0.00	\$3,072.00	15.58%
120-00-4050	PUBLIC SFTY KCOVRS	\$0.00	\$1,085.92	\$1,097.65	\$0.00	(\$1,097.65)	
120-00-4101	CURRENT TAX DIST	\$1,686,083.00	\$65,543.47	\$1,032,755.46	\$0.00	\$653,327.54	61.25%
120-00-4102	PUB SFT MV TAX	\$186,061.00	\$14,051.42	\$36,716.78	\$0.00	\$149,344.22	19.73%
120-00-4103	PUB SFTY RV TAX	\$2,936.00	\$157.34	\$380.98	\$0.00	\$2,555.02	12.98%
120-00-4104	DELINQ P.P. DIST	\$0.00	\$319.00	\$505.60	\$0.00	(\$505.60)	
120-00-4105	PUB SFTY DELINQ RE TAX	\$0.00	\$3,459.54	\$8,679.06	\$0.00	(\$8,679.06)	
120-00-4106	EXCISE TAX DIST	\$0.00	\$0.00	\$14.33	\$0.00	(\$14.33)	
120-00-4107	HEAVY TRUCK TAX DIST	\$9,419.00	\$1,039.96	\$5,975.71	\$0.00	\$3,443.29	63.44%
120-00-4118-003	JAIL RECEIPTS	\$61,376.00	\$0.00	\$139.78	\$0.00	\$61,236.22	.23%
120-00-4211	NRP DISTRIBUTION	(\$57,282.00)	\$0.00	(\$36,807.31)	\$0.00	(\$20,474.69)	64.26%
120-00-4312	CTY VEHICLE INSPECTION FEE	\$6,202.00	\$0.00	\$0.00	\$0.00	\$6,202.00	
120-00-4801	REIM-HOUSING	\$128,066.00	\$69,350.00	\$129,190.00	\$0.00	(\$1,124.00)	100.88%
120-00-4904	TRANSFER IN	\$250,000.00	\$0.00	\$0.00	\$0.00	\$250,000.00	
120-00-4970	FINGERPRINTING FEES	\$4,090.00	\$0.00	\$235.00	\$0.00	\$3,855.00	5.75%
120-00-4975	SHERIFF GRANTS	\$0.00	\$3,659.40	\$6,457.80	\$0.00	(\$6,457.80)	
120-00-4976	SHERIFF VIDEO FEES	\$0.00	\$30.50	\$172.50	\$0.00	(\$172.50)	
	<b>Subtotal Non-Departmental:</b>	<b>\$2,280,590.00</b>	<b>\$159,201.70</b>	<b>\$1,186,080.34</b>	<b>\$0.00</b>	<b>\$1,094,509.66</b>	<b>52.01%</b>
	<b>TOTAL REVENUES - :</b>	<b>\$2,280,590.00</b>	<b>\$159,201.70</b>	<b>\$1,186,080.34</b>	<b>\$0.00</b>	<b>\$1,094,509.66</b>	<b>52.01%</b>
	<u>EXPENDITURES</u>						
	<i>Non-Departmental</i>						
120-00-5101	SHERIFF WAGES	\$937,534.00	\$73,417.27	\$229,221.65	\$0.00	\$708,312.35	24.45%
120-00-5101-003	SEKRCC WAGES	\$714,087.00	\$57,467.84	\$162,875.14	\$0.00	\$551,211.86	22.81%
120-00-5200	SHERIFF CONTRACTUAL	\$131,392.00	\$7,775.72	\$77,429.15	\$0.00	\$53,962.85	58.93%
120-00-5200-003	SEKRCC CONTRACTUAL	\$322,029.00	\$41,887.11	\$122,134.60	\$0.00	\$199,894.40	37.93%
120-00-5300	SHERIFF COMMODITIES	\$76,351.00	\$10,277.43	\$23,520.01	\$0.00	\$52,830.99	30.81%
120-00-5300-003	SEKRCC COMMODITIES	\$99,465.00	\$8,497.91	\$10,106.37	\$0.00	\$89,358.63	10.16%
120-00-6020	REIMBURSABLES	\$0.00	(\$448.21)	(\$1,939.21)	\$0.00	\$1,939.21	
120-00-6020-003	REIMBURSABLES	\$0.00	\$0.00	(\$239.25)	\$0.00	\$239.25	
	<b>Subtotal Non-Departmental:</b>	<b>\$2,280,858.00</b>	<b>\$198,875.07</b>	<b>\$623,108.46</b>	<b>\$0.00</b>	<b>\$1,657,749.54</b>	<b>27.32%</b>

# Revenue and Expense Report

**Bourbon County**

YEAR : 2026    PERIOD : 3    FUND: All    DEPT: All    SUB-DEPT: All  
 ACCOUNT RANGE : 0 - 9999999999

AS OF : 3/31/2026

Ledger ID	Ledger Description	Current Budget	Current Act	YTD Act	Encumbrances YTD	Remaining	Percent
120	<u>Public Safety (Jail &amp; Sheriff)</u>						
	<u>EXPENDITURES</u>						
	TOTAL EXPENDITURES - :	\$2,280,858.00	\$198,875.07	\$623,108.46	\$0.00	\$1,657,749.54	27.32%
	YTD Revenue Less Expenses : Public Safety (Jail & Sheriff)			\$562,971.88			

# Revenue and Expense Report

Bourbon County

YEAR : 2026 PERIOD : 3 FUND: All DEPT: All SUB-DEPT: All  
 ACCOUNT RANGE : 0 - 999999999

AS OF : 3/31/2026

Ledger ID	Ledger Description	Current Budget	Current Act	YTD Act	Encumbrances YTD	Remaining	Percent
200	<b><u>NOXIOUS WEED</u></b>						
	<b><u>REVENUES</u></b>						
	<i>00 Non-Departmental</i>						
200-00-4010	KCOVRS IRP DISTRIBUTION FE	\$193.00	\$26.86	\$30.71	\$0.00	\$162.29	15.91%
200-00-4050	KCOVRS INTRA DISTRIBUTION	\$0.00	\$57.74	\$58.47	\$0.00	(\$58.47)	
200-00-4101	CURRENT TAX DIST	\$84,319.00	\$3,297.61	\$51,758.40	\$0.00	\$32,560.60	61.38%
200-00-4102	MOTOR VEHICLE TAX DIST	\$9,878.00	\$746.85	\$2,157.34	\$0.00	\$7,720.66	21.84%
200-00-4103	RV TAX DIST	\$156.00	\$8.38	\$22.29	\$0.00	\$133.71	14.29%
200-00-4104	DELINQ P.P. DIST	\$0.00	\$14.91	\$24.56	\$0.00	(\$24.56)	
200-00-4105	DELINQ R.E. DIST	\$0.00	\$182.74	\$492.63	\$0.00	(\$492.63)	
200-00-4106	EXCISE TAX DIST	\$0.00	\$0.00	\$0.89	\$0.00	(\$0.89)	
200-00-4107	HEAVY TRUCK TAX DIST	\$500.00	\$64.51	\$371.68	\$0.00	\$128.32	74.34%
200-00-4211	NRP DISTRIBUTION	(\$2,864.00)	\$0.00	(\$1,844.00)	\$0.00	(\$1,020.00)	64.39%
200-00-4902	CHEMICAL SALES	\$90,000.00	\$3,225.11	\$3,340.31	\$0.00	\$86,659.69	3.71%
	<b>Subtotal Non-Departmental:</b>	<b>\$182,182.00</b>	<b>\$7,624.71</b>	<b>\$56,413.28</b>	<b>\$0.00</b>	<b>\$125,768.72</b>	<b>30.97%</b>
	<b>TOTAL REVENUES - :</b>	<b>\$182,182.00</b>	<b>\$7,624.71</b>	<b>\$56,413.28</b>	<b>\$0.00</b>	<b>\$125,768.72</b>	<b>30.97%</b>
	<b><u>EXPENDITURES</u></b>						
	<i>Non-Departmental</i>						
200-00-5101	NOXIOUS WEED WAGES	\$40,000.00	\$3,038.40	\$8,916.53	\$0.00	\$31,083.47	22.29%
200-00-5200	NOXIOUS WEED CONTRACTUA	\$6,000.00	\$132.56	\$410.11	\$0.00	\$5,589.89	6.84%
200-00-5300	NOXIOUS WEED COMMODITIES	\$19,000.00	\$116.91	\$138.50	\$0.00	\$18,861.50	.73%
200-00-5505	TRANSFER OUT	\$40,000.00	\$0.00	\$0.00	\$0.00	\$40,000.00	
	<b>Subtotal Non-Departmental:</b>	<b>\$105,000.00</b>	<b>\$3,287.87</b>	<b>\$9,465.14</b>	<b>\$0.00</b>	<b>\$95,534.86</b>	<b>9.01%</b>
	<b><u>NOXIOUS WEED</u></b>						
200-30-5507	CHEMICALS	\$110,000.00	\$0.00	\$0.00	\$0.00	\$110,000.00	
	<b>Subtotal NOXIOUS WEED:</b>	<b>\$110,000.00</b>	<b>\$0.00</b>	<b>\$0.00</b>	<b>\$0.00</b>	<b>\$110,000.00</b>	<b>0.00%</b>
	<b>TOTAL EXPENDITURES - :</b>	<b>\$215,000.00</b>	<b>\$3,287.87</b>	<b>\$9,465.14</b>	<b>\$0.00</b>	<b>\$205,534.86</b>	<b>4.40%</b>
	<b>YTD Revenue Less Expenses : NOXIOUS WEED</b>			<b>\$46,948.14</b>			

# Revenue and Expense Report

**Bourbon County**

YEAR : 2026    PERIOD : 3    FUND: All    DEPT: All    SUB-DEPT: All  
 ACCOUNT RANGE : 0 - 9999999999

AS OF : 3/31/2026

Ledger ID	Ledger Description	Current Budget	Current Act	YTD Act	Encumbrances YTD	Remaining	Percent
204	<u>PROSECUTOR TRAINING</u>						
	<u>REVENUES</u>						
	00 Non-Departmental						
204-00-4903	MISCELLANEOUS INCOME	\$0.00	\$69.18	\$296.15	\$0.00	(\$296.15)	
	Subtotal Non-Departmental:	\$0.00	\$69.18	\$296.15	\$0.00	(\$296.15)	0.00%
	TOTAL REVENUES - :	\$0.00	\$69.18	\$296.15	\$0.00	(\$296.15)	0.00%
	YTD Revenue Less Expenses : PROSECUTOR TRAINING			\$296.15			

# Revenue and Expense Report

Bourbon County

YEAR : 2026    PERIOD : 3    FUND: All    DEPT: All    SUB-DEPT: All  
 ACCOUNT RANGE : 0 - 9999999999

AS OF : 3/31/2026

Ledger ID	Ledger Description	Current Budget	Current Act	YTD Act	Encumbrances YTD	Remaining	Percent
212	<u>R.E. REDEMPTIONS</u>						
	<u>REVENUES</u>						
00	<i>Non-Departmental</i>						
212-00-6010	Delinquent RE Tax Receipts	\$0.00	(\$25,354.25)	(\$52,340.08)	\$0.00	\$52,340.08	
	<b>Subtotal Non-Departmental:</b>	<b>\$0.00</b>	<b>(\$25,354.25)</b>	<b>(\$52,340.08)</b>	<b>\$0.00</b>	<b>\$52,340.08</b>	<b>0.00%</b>
	<b>TOTAL REVENUES - :</b>	<b>\$0.00</b>	<b>(\$25,354.25)</b>	<b>(\$52,340.08)</b>	<b>\$0.00</b>	<b>\$52,340.08</b>	<b>0.00%</b>
	<b>YTD Revenue Less Expenses : R.E. REDEMPTIONS</b>			<b>(\$52,340.08)</b>			

# Revenue and Expense Report

Bourbon County

YEAR : 2026 PERIOD : 3 FUND: All DEPT: All SUB-DEPT: All  
 ACCOUNT RANGE : 0 - 999999999

AS OF : 3/31/2026

Ledger ID	Ledger Description	Current Budget	Current Act	YTD Act	Encumbrances YTD	Remaining	Percent
220	<b>ROAD AND BRIDGE</b>						
	<b>REVENUES</b>						
	<b>00 Non-Departmental</b>						
220-00-4010	KCOVERS IRP DISTRIBUTION FE	\$2,832.00	\$393.13	\$436.80	\$0.00	\$2,395.20	15.42%
220-00-4050	KCOVERS INTRA DISTRIBUTION	\$0.00	\$845.12	\$853.41	\$0.00	(\$853.41)	
220-00-4101	CURRENT TAX DIST	\$1,384,765.00	\$53,416.00	\$847,035.91	\$0.00	\$537,729.09	61.17%
220-00-4102	MOTOR VEHICLE TAX DIST	\$144,795.00	\$10,935.23	\$26,939.10	\$0.00	\$117,855.90	18.60%
220-00-4103	RV TAX DIST	\$2,285.00	\$122.47	\$280.40	\$0.00	\$2,004.60	12.27%
220-00-4104	DELINQ P.P. DIST	\$0.00	\$230.57	\$373.41	\$0.00	(\$373.41)	
220-00-4105	DELINQ R.E. DIST	\$0.00	\$2,397.95	\$6,064.99	\$0.00	(\$6,064.99)	
220-00-4106	EXCISE TAX DIST	\$0.00	\$0.00	\$10.12	\$0.00	(\$10.12)	
220-00-4107	HEAVY TRUCK TAX DIST	\$7,330.00	\$730.31	\$4,215.40	\$0.00	\$3,114.60	57.51%
220-00-4209	TRANSFER IN	\$600,000.00	\$0.00	\$0.00	\$0.00	\$600,000.00	
220-00-4210	EQUALIZATION & ADJUSTMENT	\$75,000.00	\$0.00	\$138,779.15	\$0.00	(\$63,779.15)	185.04%
220-00-4211	NRP DISTRIBUTION	(\$47,048.00)	\$0.00	(\$30,213.50)	\$0.00	(\$16,834.50)	64.22%
220-00-4305-001	ELM CREEK LAKE	\$5,000.00	\$0.00	\$0.00	\$0.00	\$5,000.00	
220-00-4903	MISCELLANEOUS INCOME	\$0.00	\$531.00	\$1,929.60	\$0.00	(\$1,929.60)	
220-00-4906	REIMBURSEMENT FOR FUEL	\$0.00	\$5,327.17	\$16,272.61	\$0.00	(\$16,272.61)	
220-00-4941	SPECIAL CITY/COUNTY	\$540,377.00	\$0.00	\$0.00	\$0.00	\$540,377.00	
220-00-4945	DUST CONTROL	\$2,500.00	\$0.00	\$0.00	\$0.00	\$2,500.00	
220-00-4947	REIMBURSEMENT FEE	\$0.00	\$0.00	\$3.00	\$0.00	(\$3.00)	
220-00-4955	CULVERT SALES	\$10,000.00	\$865.42	\$3,772.70	\$0.00	\$6,227.30	37.73%
	<b>Subtotal Non-Departmental:</b>	<b>\$2,727,836.00</b>	<b>\$75,794.37</b>	<b>\$1,016,753.10</b>	<b>\$0.00</b>	<b>\$1,711,082.90</b>	<b>37.27%</b>
	<b>TOTAL REVENUES - :</b>	<b>\$2,727,836.00</b>	<b>\$75,794.37</b>	<b>\$1,016,753.10</b>	<b>\$0.00</b>	<b>\$1,711,082.90</b>	<b>37.27%</b>
	<b>EXPENDITURES</b>						
	<b>Non-Departmental</b>						
220-00-5101	ROAD & BRIDGE WAGES	\$1,339,650.00	\$86,085.27	\$268,985.36	\$0.00	\$1,070,664.64	20.08%
220-00-5101-001	ELM CREEK WAGES	\$0.00	\$2,150.40	\$6,539.21	\$0.00	(\$6,539.21)	
220-00-5200	ROAD & BRIDGE CONTRACTUA	\$233,416.00	\$21,149.38	\$67,939.26	\$0.00	\$165,476.74	29.11%
220-00-5200-001	ELM CREEK CONTRACTUAL	\$10,000.00	\$1,082.72	\$1,989.70	\$0.00	\$8,010.30	19.90%
220-00-5200-002	CONTRACTUAL SERVICES	\$42,193.00	\$46.56	\$93.11	\$0.00	\$42,099.89	.22%
220-00-5300	ROAD & BRIDGE COMMODITIES	\$722,604.00	\$90,398.72	\$225,063.78	\$0.00	\$497,540.22	31.15%
220-00-5300-001	ELM CREEK COMMODITIES	\$4,750.00	\$179.03	\$726.51	\$0.00	\$4,023.49	15.29%
220-00-5300-002	COMMODITIES	\$153,590.00	\$22,568.34	\$26,371.68	\$0.00	\$127,218.32	17.17%

# Revenue and Expense Report

**Bourbon County**

YEAR : 2026    PERIOD : 3    FUND: All    DEPT: All    SUB-DEPT: All  
 ACCOUNT RANGE : 0 - 9999999999

AS OF : 3/31/2026

Ledger ID	Ledger Description	Current Budget	Current Act	YTD Act	Encumbrances YTD	Remaining	Percent
220	<b>ROAD AND BRIDGE</b>						
	<b>EXPENDITURES</b>						
	<i>Non-Departmental</i>						
220-00-5504	ROAD & BRIDGE LAND LEASE	\$0.00	\$0.00	\$13,000.00	\$0.00	(\$13,000.00)	
220-00-5508	LEASE - INTEREST	\$0.00	\$2,176.71	\$7,013.14	\$0.00	(\$7,013.14)	
220-00-5509	LEASE - PRINCIPAL	\$244,746.00	\$7,510.80	\$33,213.82	\$0.00	\$211,532.18	13.57%
	<b>Subtotal Non-Departmental:</b>	<b>\$2,750,949.00</b>	<b>\$233,347.93</b>	<b>\$650,935.57</b>	<b>\$0.00</b>	<b>\$2,100,013.43</b>	<b>23.66%</b>
	<b>TOTAL EXPENDITURES - :</b>	<b>\$2,750,949.00</b>	<b>\$233,347.93</b>	<b>\$650,935.57</b>	<b>\$0.00</b>	<b>\$2,100,013.43</b>	<b>23.66%</b>
	<b>YTD Revenue Less Expenses : ROAD AND BRIDGE</b>			<b>\$365,817.53</b>			

# Revenue and Expense Report

Bourbon County

YEAR : 2026 PERIOD : 3 FUND: All DEPT: All SUB-DEPT: All  
 ACCOUNT RANGE : 0 - 9999999999

AS OF : 3/31/2026

Ledger ID	Ledger Description	Current Budget	Current Act	YTD Act	Encumbrances YTD	Remaining	Percent
222	<b>ROAD &amp; BRIDGE SALES TAX FUND</b>						
	<b>REVENUES</b>						
	<i>00 Non-Departmental</i>						
222-00-4301	SALES TAX REVENUE	\$1,300,000.00	\$262,974.66	\$402,335.78	\$0.00	\$897,664.22	30.95%
	<b>Subtotal Non-Departmental:</b>	<b>\$1,300,000.00</b>	<b>\$262,974.66</b>	<b>\$402,335.78</b>	<b>\$0.00</b>	<b>\$897,664.22</b>	<b>30.95%</b>
	<b>TOTAL REVENUES - :</b>	<b>\$1,300,000.00</b>	<b>\$262,974.66</b>	<b>\$402,335.78</b>	<b>\$0.00</b>	<b>\$897,664.22</b>	<b>30.95%</b>
	<b>EXPENDITURES</b>						
	<i>Non-Departmental</i>						
222-00-5200	R&B SALES TAX CONTRACTUAL	\$635,000.00	\$1,891.97	\$29,243.14	\$0.00	\$605,756.86	4.61%
222-00-5300	R&B SALES TAX COMMODITIES	\$85,000.00	\$8,221.65	\$28,077.56	\$0.00	\$56,922.44	33.03%
222-00-5505	TAX/TRANSFER	\$600,000.00	\$0.00	\$0.00	\$0.00	\$600,000.00	
	<b>Subtotal Non-Departmental:</b>	<b>\$1,320,000.00</b>	<b>\$10,113.62</b>	<b>\$57,320.70</b>	<b>\$0.00</b>	<b>\$1,262,679.30</b>	<b>4.34%</b>
	<b>TOTAL EXPENDITURES - :</b>	<b>\$1,320,000.00</b>	<b>\$10,113.62</b>	<b>\$57,320.70</b>	<b>\$0.00</b>	<b>\$1,262,679.30</b>	<b>4.34%</b>
	<b>YTD Revenue Less Expenses : ROAD &amp; BRIDGE SALES TAX FUND</b>			<b>\$345,015.08</b>			

# Revenue and Expense Report

Bourbon County

YEAR : 2026    PERIOD : 3    FUND: All    DEPT: All    SUB-DEPT: All  
 ACCOUNT RANGE : 0 - 9999999999

AS OF : 3/31/2026

Ledger ID	Ledger Description	Current Budget	Current Act	YTD Act	Encumbrances YTD	Remaining	Percent
224	<u>ROAD &amp; BRIDGE SP. IMPROVEMENT</u>						
	<u>REVENUES</u>						
	00 Non-Departmental						
224-00-4977	FEMA REIMB	\$0.00	\$605,648.59	\$605,648.59	\$0.00	(\$605,648.59)	
	Subtotal Non-Departmental:	\$0.00	\$605,648.59	\$605,648.59	\$0.00	(\$605,648.59)	0.00%
	TOTAL REVENUES - :	\$0.00	\$605,648.59	\$605,648.59	\$0.00	(\$605,648.59)	0.00%
	YTD Revenue Less Expenses : ROAD & BRIDGE SP. IMPROVEMENT			\$605,648.59			

# Revenue and Expense Report

Bourbon County

YEAR : 2026 PERIOD : 3 FUND: All DEPT: All SUB-DEPT: All  
 ACCOUNT RANGE : 0 - 9999999999

AS OF : 3/31/2026

Ledger ID	Ledger Description	Current Budget	Current Act	YTD Act	Encumbrances YTD	Remaining	Percent
226	<u>RV TAX</u>						
	<u>REVENUES</u>						
	<i>00 Non-Departmental</i>						
226-00-6010	RV Tax Receipts	\$0.00	\$374.86	(\$475.37)	\$0.00	\$475.37	
	<b>Subtotal Non-Departmental:</b>	<b>\$0.00</b>	<b>\$374.86</b>	<b>(\$475.37)</b>	<b>\$0.00</b>	<b>\$475.37</b>	<b>0.00%</b>
	<b>TOTAL REVENUES - :</b>	<b>\$0.00</b>	<b>\$374.86</b>	<b>(\$475.37)</b>	<b>\$0.00</b>	<b>\$475.37</b>	<b>0.00%</b>
	<u>EXPENDITURES</u>						
	<i>Non-Departmental</i>						
226-00-6020	RV TAX REFUND	\$0.00	\$0.00	\$33.09	\$0.00	(\$33.09)	
	<b>Subtotal Non-Departmental:</b>	<b>\$0.00</b>	<b>\$0.00</b>	<b>\$33.09</b>	<b>\$0.00</b>	<b>(\$33.09)</b>	<b>0.00%</b>
	<b>TOTAL EXPENDITURES - :</b>	<b>\$0.00</b>	<b>\$0.00</b>	<b>\$33.09</b>	<b>\$0.00</b>	<b>(\$33.09)</b>	<b>0.00%</b>
	<b>YTD Revenue Less Expenses : RV TAX</b>			<b>(\$508.46)</b>			

# Revenue and Expense Report

Bourbon County

YEAR : 2026 PERIOD : 3 FUND: All DEPT: All SUB-DEPT: All  
 ACCOUNT RANGE : 0 - 9999999999

AS OF : 3/31/2026

Ledger ID	Ledger Description	Current Budget	Current Act	YTD Act	Encumbrances YTD	Remaining	Percent
234	<u>S.E.K. LIBRARY GENERAL</u>						
	<u>REVENUES</u>						
	<i>00 Non-Departmental</i>						
234-00-4010	KCOVRS IRP DISTRIBUTION FE	\$0.00	\$46.19	\$52.95	\$0.00	(\$52.95)	
234-00-4050	KCOVRS INTRA DISTRIBUTION	\$0.00	\$90.91	\$92.24	\$0.00	(\$92.24)	
234-00-4101	CURRENT TAX DIST	\$0.00	\$3,840.70	\$67,224.47	\$0.00	(\$67,224.47)	
234-00-4102	MOTOR VEHICLE TAX DIST	\$0.00	\$898.42	\$2,465.30	\$0.00	(\$2,465.30)	
234-00-4103	RV TAX DIST	\$0.00	\$14.36	\$33.71	\$0.00	(\$33.71)	
234-00-4104	DELINQ P.P. DIST	\$0.00	\$30.27	\$48.21	\$0.00	(\$48.21)	
234-00-4105	DELINQ R.E. DIST	\$0.00	\$174.33	\$388.55	\$0.00	(\$388.55)	
234-00-4107	HEAVY TRUCK TAX DIST	\$0.00	\$115.29	\$657.20	\$0.00	(\$657.20)	
	<b>Subtotal Non-Departmental:</b>	<b>\$0.00</b>	<b>\$5,210.47</b>	<b>\$70,962.63</b>	<b>\$0.00</b>	<b>(\$70,962.63)</b>	<b>0.00%</b>
	<b>TOTAL REVENUES - :</b>	<b>\$0.00</b>	<b>\$5,210.47</b>	<b>\$70,962.63</b>	<b>\$0.00</b>	<b>(\$70,962.63)</b>	<b>0.00%</b>
	<u>EXPENDITURES</u>						
	<i>Non-Departmental</i>						
234-00-5390	DISTRIBUTIONS	\$0.00	\$5,210.47	\$70,962.63	\$0.00	(\$70,962.63)	
	<b>Subtotal Non-Departmental:</b>	<b>\$0.00</b>	<b>\$5,210.47</b>	<b>\$70,962.63</b>	<b>\$0.00</b>	<b>(\$70,962.63)</b>	<b>0.00%</b>
	<b>TOTAL EXPENDITURES - :</b>	<b>\$0.00</b>	<b>\$5,210.47</b>	<b>\$70,962.63</b>	<b>\$0.00</b>	<b>(\$70,962.63)</b>	<b>0.00%</b>
	<b>YTD Revenue Less Expenses : S.E.K. LIBRARY GENERAL</b>			<b>\$0.00</b>			

# Revenue and Expense Report

Bourbon County

YEAR : 2026 PERIOD : 3 FUND: All DEPT: All SUB-DEPT: All  
 ACCOUNT RANGE : 0 - 9999999999

AS OF : 3/31/2026

Ledger ID	Ledger Description	Current Budget	Current Act	YTD Act	Encumbrances YTD	Remaining	Percent
236	<u>S.E.K. LIBRARY EMP BEN</u>						
	<u>REVENUES</u>						
	<i>00 Non-Departmental</i>						
236-00-4010	KCOVRS IRP DISTRIBUTION FE	\$0.00	\$3.16	\$3.56	\$0.00	(\$3.56)	
236-00-4050	KCOVRS INTRA DISTRIBUTION	\$0.00	\$6.18	\$6.25	\$0.00	(\$6.25)	
236-00-4101	CURRENT TAX DIST	\$0.00	\$272.89	\$4,800.30	\$0.00	(\$4,800.30)	
236-00-4102	MOTOR VEHICLE TAX DIST	\$0.00	\$61.15	\$154.87	\$0.00	(\$154.87)	
236-00-4103	RV TAX DIST	\$0.00	\$0.96	\$2.11	\$0.00	(\$2.11)	
236-00-4104	DELINQ P.P. DIST	\$0.00	\$2.03	\$3.27	\$0.00	(\$3.27)	
236-00-4105	DELINQ R.E. DIST	\$0.00	\$10.84	\$23.82	\$0.00	(\$23.82)	
236-00-4107	HEAVY TRUCK TAX DIST	\$0.00	\$6.83	\$39.24	\$0.00	(\$39.24)	
	<b>Subtotal Non-Departmental:</b>	<b>\$0.00</b>	<b>\$364.04</b>	<b>\$5,033.42</b>	<b>\$0.00</b>	<b>(\$5,033.42)</b>	<b>0.00%</b>
	<b>TOTAL REVENUES - :</b>	<b>\$0.00</b>	<b>\$364.04</b>	<b>\$5,033.42</b>	<b>\$0.00</b>	<b>(\$5,033.42)</b>	<b>0.00%</b>
	<u>EXPENDITURES</u>						
	<i>Non-Departmental</i>						
236-00-5390	DISTRIBUTIONS	\$0.00	\$364.04	\$5,033.42	\$0.00	(\$5,033.42)	
	<b>Subtotal Non-Departmental:</b>	<b>\$0.00</b>	<b>\$364.04</b>	<b>\$5,033.42</b>	<b>\$0.00</b>	<b>(\$5,033.42)</b>	<b>0.00%</b>
	<b>TOTAL EXPENDITURES - :</b>	<b>\$0.00</b>	<b>\$364.04</b>	<b>\$5,033.42</b>	<b>\$0.00</b>	<b>(\$5,033.42)</b>	<b>0.00%</b>
	<b>YTD Revenue Less Expenses : S.E.K. LIBRARY EMP BEN</b>			<b>\$0.00</b>			

# Revenue and Expense Report

Bourbon County

YEAR : 2026 PERIOD : 3 FUND: All DEPT: All SUB-DEPT: All  
 ACCOUNT RANGE : 0 - 9999999999

AS OF : 3/31/2026

Ledger ID	Ledger Description	Current Budget	Current Act	YTD Act	Encumbrances YTD	Remaining	Percent
238	<u>SPEC ALCOHOL &amp; DRUG</u>						
	<u>REVENUES</u>						
	<i>00 Non-Departmental</i>						
238-00-4010	KCOVRS IRP DISTRIBUTION FE	\$0.00	\$0.00	\$0.14	\$0.00	(\$0.14)	
238-00-4050	KCOVRS INTRA DISTRIBUTION	\$0.00	\$0.00	\$0.02	\$0.00	(\$0.02)	
238-00-4101	CURRENT TAX DIST	\$0.00	\$3.04	\$6.92	\$0.00	(\$6.92)	
238-00-4102	MOTOR VEHICLE TAX DIST	\$0.00	\$0.00	\$49.08	\$0.00	(\$49.08)	
238-00-4103	RV TAX DIST	\$0.00	\$0.00	\$0.48	\$0.00	(\$0.48)	
238-00-4104	DELINQ P.P. DIST	\$0.00	\$0.36	\$0.41	\$0.00	(\$0.41)	
238-00-4105	DELINQ R.E. DIST	\$0.00	\$7.15	\$18.31	\$0.00	(\$18.31)	
238-00-4106	EXCISE TAX DIST	\$0.00	\$0.00	\$0.03	\$0.00	(\$0.03)	
238-00-4107	HEAVY TRUCK TAX DIST	\$0.00	\$2.24	\$12.92	\$0.00	(\$12.92)	
	<b>Subtotal Non-Departmental:</b>	<b>\$0.00</b>	<b>\$12.79</b>	<b>\$88.31</b>	<b>\$0.00</b>	<b>(\$88.31)</b>	<b>0.00%</b>
	<b>TOTAL REVENUES - :</b>	<b>\$0.00</b>	<b>\$12.79</b>	<b>\$88.31</b>	<b>\$0.00</b>	<b>(\$88.31)</b>	<b>0.00%</b>
	<b>YTD Revenue Less Expenses : SPEC ALCOHOL &amp; DRUG</b>			<b>\$88.31</b>			

# Revenue and Expense Report

Bourbon County

YEAR : 2026 PERIOD : 3 FUND: All DEPT: All SUB-DEPT: All  
 ACCOUNT RANGE : 0 - 9999999999

AS OF : 3/31/2026

Ledger ID	Ledger Description	Current Budget	Current Act	YTD Act	Encumbrances YTD	Remaining	Percent
240	<u>SPECIAL BRIDGE</u>						
	<u>REVENUES</u>						
	<i>00 Non-Departmental</i>						
240-00-4010	KCOVRS IRP DISTRIBUTION FE	\$0.00	\$0.00	\$6.06	\$0.00	(\$6.06)	
240-00-4050	KCOVRS INTRA DISTRIBUTION	\$0.00	\$0.00	\$1.15	\$0.00	(\$1.15)	
240-00-4101	CURRENT TAX DIST	\$0.00	\$174.91	\$388.98	\$0.00	(\$388.98)	
240-00-4102	MOTOR VEHICLE TAX DIST	\$0.00	\$0.00	\$2,222.38	\$0.00	(\$2,222.38)	
240-00-4103	RV TAX DIST	\$0.00	\$0.00	\$21.91	\$0.00	(\$21.91)	
240-00-4104	DELINQ P.P. DIST	\$0.00	\$19.42	\$21.85	\$0.00	(\$21.85)	
240-00-4105	DELINQ R.E. DIST	\$0.00	\$327.86	\$835.21	\$0.00	(\$835.21)	
240-00-4106	EXCISE TAX DIST	\$0.00	\$0.00	\$1.41	\$0.00	(\$1.41)	
240-00-4107	HEAVY TRUCK TAX DIST	\$0.00	\$101.87	\$585.83	\$0.00	(\$585.83)	
	<b>Subtotal Non-Departmental:</b>	<b>\$0.00</b>	<b>\$624.06</b>	<b>\$4,084.78</b>	<b>\$0.00</b>	<b>(\$4,084.78)</b>	<b>0.00%</b>
	<b>TOTAL REVENUES - :</b>	<b>\$0.00</b>	<b>\$624.06</b>	<b>\$4,084.78</b>	<b>\$0.00</b>	<b>(\$4,084.78)</b>	<b>0.00%</b>
	<b>YTD Revenue Less Expenses : SPECIAL BRIDGE</b>			<b>\$4,084.78</b>			

# Revenue and Expense Report

Bourbon County

YEAR : 2026 PERIOD : 3 FUND: All DEPT: All SUB-DEPT: All  
 ACCOUNT RANGE : 0 - 9999999999

AS OF : 3/31/2026

Ledger ID	Ledger Description	Current Budget	Current Act	YTD Act	Encumbrances YTD	Remaining	Percent
256	<u>STATE ED BUILDING</u>						
	<u>REVENUES</u>						
	<i>00 Non-Departmental</i>						
256-00-4010	KCOVRS IRP DISTRIBUTION FE	\$0.00	\$37.93	\$42.89	\$0.00	(\$42.89)	
256-00-4050	KCOVRS INTRA DISTRIBUTION	\$0.00	\$81.54	\$82.49	\$0.00	(\$82.49)	
256-00-4101	CURRENT TAX DIST	\$0.00	\$5,343.35	\$84,882.07	\$0.00	(\$84,882.07)	
256-00-4102	MOTOR VEHICLE TAX DIST	\$0.00	\$1,054.99	\$2,875.03	\$0.00	(\$2,875.03)	
256-00-4103	RV TAX DIST	\$0.00	\$11.79	\$29.74	\$0.00	(\$29.74)	
256-00-4104	DELINQ P.P. DIST	\$0.00	\$22.50	\$36.26	\$0.00	(\$36.26)	
256-00-4105	DELINQ R.E. DIST	\$0.00	\$258.96	\$669.85	\$0.00	(\$669.85)	
256-00-4106	EXCISE TAX DIST	\$0.00	\$0.00	\$1.15	\$0.00	(\$1.15)	
256-00-4107	HEAVY TRUCK TAX DIST	\$0.00	\$83.13	\$479.47	\$0.00	(\$479.47)	
	<b>Subtotal Non-Departmental:</b>	<b>\$0.00</b>	<b>\$6,894.19</b>	<b>\$89,098.95</b>	<b>\$0.00</b>	<b>(\$89,098.95)</b>	<b>0.00%</b>
	<b>TOTAL REVENUES - :</b>	<b>\$0.00</b>	<b>\$6,894.19</b>	<b>\$89,098.95</b>	<b>\$0.00</b>	<b>(\$89,098.95)</b>	<b>0.00%</b>
	<u>EXPENDITURES</u>						
	<i>Non-Departmental</i>						
256-00-5390	DISTRIBUTIONS	\$0.00	\$6,894.19	\$89,098.95	\$0.00	(\$89,098.95)	
	<b>Subtotal Non-Departmental:</b>	<b>\$0.00</b>	<b>\$6,894.19</b>	<b>\$89,098.95</b>	<b>\$0.00</b>	<b>(\$89,098.95)</b>	<b>0.00%</b>
	<b>TOTAL EXPENDITURES - :</b>	<b>\$0.00</b>	<b>\$6,894.19</b>	<b>\$89,098.95</b>	<b>\$0.00</b>	<b>(\$89,098.95)</b>	<b>0.00%</b>
	<b>YTD Revenue Less Expenses : STATE ED BUILDING</b>			<b>\$0.00</b>			

# Revenue and Expense Report

Bourbon County

YEAR : 2026 PERIOD : 3 FUND: All DEPT: All SUB-DEPT: All  
 ACCOUNT RANGE : 0 - 9999999999

AS OF : 3/31/2026

Ledger ID	Ledger Description	Current Budget	Current Act	YTD Act	Encumbrances YTD	Remaining	Percent
257	<u>SHRF TRUST FORFEIT POST 7/1/19</u>						
	<u>REVENUES</u>						
	<i>00 Non-Departmental</i>						
257-00-4903	MISCELLANEOUS INCOME	\$0.00	\$0.00	\$589.00	\$0.00	(\$589.00)	
	<b>Subtotal Non-Departmental:</b>	<b>\$0.00</b>	<b>\$0.00</b>	<b>\$589.00</b>	<b>\$0.00</b>	<b>(\$589.00)</b>	<b>0.00%</b>
	<b>TOTAL REVENUES - :</b>	<b>\$0.00</b>	<b>\$0.00</b>	<b>\$589.00</b>	<b>\$0.00</b>	<b>(\$589.00)</b>	<b>0.00%</b>
	<u>EXPENDITURES</u>						
	<i>Non-Departmental</i>						
257-00-5200	CONTRACTUAL SERVICES	\$0.00	\$492.84	\$3,062.84	\$0.00	(\$3,062.84)	
257-00-5300	COMMODITIES	\$0.00	\$3,646.12	\$4,325.08	\$0.00	(\$4,325.08)	
	<b>Subtotal Non-Departmental:</b>	<b>\$0.00</b>	<b>\$4,138.96</b>	<b>\$7,387.92</b>	<b>\$0.00</b>	<b>(\$7,387.92)</b>	<b>0.00%</b>
	<b>TOTAL EXPENDITURES - :</b>	<b>\$0.00</b>	<b>\$4,138.96</b>	<b>\$7,387.92</b>	<b>\$0.00</b>	<b>(\$7,387.92)</b>	<b>0.00%</b>
	<b>YTD Revenue Less Expenses : SHRF TRUST FORFEIT POST 7/1/19</b>			<b>(\$6,798.92)</b>			

# Revenue and Expense Report

Bourbon County

YEAR : 2026 PERIOD : 3 FUND: All DEPT: All SUB-DEPT: All  
 ACCOUNT RANGE : 0 - 9999999999

AS OF : 3/31/2026

Ledger ID	Ledger Description	Current Budget	Current Act	YTD Act	Encumbrances YTD	Remaining	Percent
258	<u>STATE INST BLDG.</u>						
	<u>REVENUES</u>						
	<i>00 Non-Departmental</i>						
258-00-4010	KCOVRS IRP DISTRIBUTION FE	\$0.00	\$18.97	\$21.46	\$0.00	(\$21.46)	
258-00-4050	KCOVRS INTRA DISTRIBUTION	\$0.00	\$40.76	\$41.23	\$0.00	(\$41.23)	
258-00-4101	CURRENT TAX DIST	\$0.00	\$2,671.69	\$42,441.08	\$0.00	(\$42,441.08)	
258-00-4102	MOTOR VEHICLE TAX DIST	\$0.00	\$527.31	\$1,437.37	\$0.00	(\$1,437.37)	
258-00-4103	RV TAX DIST	\$0.00	\$5.92	\$14.92	\$0.00	(\$14.92)	
258-00-4104	DELINQ P.P. DIST	\$0.00	\$11.24	\$18.13	\$0.00	(\$18.13)	
258-00-4105	DELINQ R.E. DIST	\$0.00	\$129.49	\$334.93	\$0.00	(\$334.93)	
258-00-4106	EXCISE TAX DIST	\$0.00	\$0.00	\$0.58	\$0.00	(\$0.58)	
258-00-4107	HEAVY TRUCK TAX DIST	\$0.00	\$41.53	\$239.70	\$0.00	(\$239.70)	
	<b>Subtotal Non-Departmental:</b>	<b>\$0.00</b>	<b>\$3,446.91</b>	<b>\$44,549.40</b>	<b>\$0.00</b>	<b>(\$44,549.40)</b>	<b>0.00%</b>
	<b>TOTAL REVENUES - :</b>	<b>\$0.00</b>	<b>\$3,446.91</b>	<b>\$44,549.40</b>	<b>\$0.00</b>	<b>(\$44,549.40)</b>	<b>0.00%</b>
	<u>EXPENDITURES</u>						
	<i>Non-Departmental</i>						
258-00-5390	DISTRIBUTIONS	\$0.00	\$3,446.91	\$44,549.40	\$0.00	(\$44,549.40)	
	<b>Subtotal Non-Departmental:</b>	<b>\$0.00</b>	<b>\$3,446.91</b>	<b>\$44,549.40</b>	<b>\$0.00</b>	<b>(\$44,549.40)</b>	<b>0.00%</b>
	<b>TOTAL EXPENDITURES - :</b>	<b>\$0.00</b>	<b>\$3,446.91</b>	<b>\$44,549.40</b>	<b>\$0.00</b>	<b>(\$44,549.40)</b>	<b>0.00%</b>
	<b>YTD Revenue Less Expenses : STATE INST BLDG.</b>			<b>\$0.00</b>			

# Revenue and Expense Report

**Bourbon County**

YEAR : 2026    PERIOD : 3    FUND: All    DEPT: All    SUB-DEPT: All  
 ACCOUNT RANGE : 0 - 9999999999

AS OF : 3/31/2026

Ledger ID	Ledger Description	Current Budget	Current Act	YTD Act	Encumbrances YTD	Remaining	Percent
260	<b>STATE MOTOR FUND</b>						
	<b>REVENUES</b>						
	<i>00 Non-Departmental</i>						
260-00-6010	Motor Vehicle Fees Collected	\$0.00	\$92,876.94	\$273,916.91	\$0.00	(\$273,916.91)	
	<b>Subtotal Non-Departmental:</b>	<b>\$0.00</b>	<b>\$92,876.94</b>	<b>\$273,916.91</b>	<b>\$0.00</b>	<b>(\$273,916.91)</b>	<b>0.00%</b>
	<b>TOTAL REVENUES - :</b>	<b>\$0.00</b>	<b>\$92,876.94</b>	<b>\$273,916.91</b>	<b>\$0.00</b>	<b>(\$273,916.91)</b>	<b>0.00%</b>
	<b>EXPENDITURES</b>						
	<i>Non-Departmental</i>						
260-00-6020	MV TAG REFUNDS	\$0.00	\$302.75	\$1,356.08	\$0.00	(\$1,356.08)	
260-00-6025	MV FEES TO STATE	\$0.00	\$100,761.12	\$267,858.50	\$0.00	(\$267,858.50)	
	<b>Subtotal Non-Departmental:</b>	<b>\$0.00</b>	<b>\$101,063.87</b>	<b>\$269,214.58</b>	<b>\$0.00</b>	<b>(\$269,214.58)</b>	<b>0.00%</b>
	<b>TOTAL EXPENDITURES - :</b>	<b>\$0.00</b>	<b>\$101,063.87</b>	<b>\$269,214.58</b>	<b>\$0.00</b>	<b>(\$269,214.58)</b>	<b>0.00%</b>
	<b>YTD Revenue Less Expenses : STATE MOTOR FUND</b>			<b>\$4,702.33</b>			

# Revenue and Expense Report

**Bourbon County**

YEAR : 2026    PERIOD : 3    FUND: All    DEPT: All    SUB-DEPT: All  
 ACCOUNT RANGE : 0 - 9999999999

AS OF : 3/31/2026

Ledger ID	Ledger Description	Current Budget	Current Act	YTD Act	Encumbrances YTD	Remaining	Percent
<b>267</b>	<b><u>Neighborhood Revit Holding Fnd</u></b>						
	<b><u>REVENUES</u></b>						
	<b>00 Non-Departmental</b>						
267-00-6010	CURRENT TAX RECEIPTS	\$0.00	\$0.00	\$445,508.01	\$0.00	(\$445,508.01)	
	<b>Subtotal Non-Departmental:</b>	<b>\$0.00</b>	<b>\$0.00</b>	<b>\$445,508.01</b>	<b>\$0.00</b>	<b>(\$445,508.01)</b>	<b>0.00%</b>
	<b>TOTAL REVENUES - :</b>	<b>\$0.00</b>	<b>\$0.00</b>	<b>\$445,508.01</b>	<b>\$0.00</b>	<b>(\$445,508.01)</b>	<b>0.00%</b>
	<b><u>EXPENDITURES</u></b>						
	<b>Non-Departmental</b>						
267-00-6020	EXPENSE DISBURSEMENT	\$0.00	\$41,922.29	\$460,719.83	\$0.00	(\$460,719.83)	
	<b>Subtotal Non-Departmental:</b>	<b>\$0.00</b>	<b>\$41,922.29</b>	<b>\$460,719.83</b>	<b>\$0.00</b>	<b>(\$460,719.83)</b>	<b>0.00%</b>
	<b>TOTAL EXPENDITURES - :</b>	<b>\$0.00</b>	<b>\$41,922.29</b>	<b>\$460,719.83</b>	<b>\$0.00</b>	<b>(\$460,719.83)</b>	<b>0.00%</b>
	<b>YTD Revenue Less Expenses : Neighborhood Revit Holding Fnd</b>			<b>(\$15,211.82)</b>			

# Revenue and Expense Report

Bourbon County

YEAR : 2026 PERIOD : 3 FUND: All DEPT: All SUB-DEPT: All  
 ACCOUNT RANGE : 0 - 9999999999

AS OF : 3/31/2026

Ledger ID	Ledger Description	Current Budget	Current Act	YTD Act	Encumbrances YTD	Remaining	Percent
268	<b>TAX ACCOUNT</b>						
	<b>REVENUES</b>						
	<i>00 Non-Departmental</i>						
268-00-4113	SPECIAL ASSESS HOLDING	\$0.00	(\$2,300.00)	(\$1,950.00)	\$0.00	\$1,950.00	
268-00-6010	CURRENT TAX RECEIPTS	\$0.00	(\$466,490.48)	(\$12,524,930.10)	\$0.00	\$12,524,930.10	
	<b>Subtotal Non-Departmental:</b>	<b>\$0.00</b>	<b>(\$468,790.48)</b>	<b>(\$12,526,880.10)</b>	<b>\$0.00</b>	<b>\$12,526,880.10</b>	<b>0.00%</b>
	<b>TOTAL REVENUES - :</b>	<b>\$0.00</b>	<b>(\$468,790.48)</b>	<b>(\$12,526,880.10)</b>	<b>\$0.00</b>	<b>\$12,526,880.10</b>	<b>0.00%</b>
	<b>EXPENDITURES</b>						
	<i>Non-Departmental</i>						
268-00-6020	EXPENSE DISBURSEMENT	\$0.00	\$0.00	\$6,662.51	\$0.00	(\$6,662.51)	
	<b>Subtotal Non-Departmental:</b>	<b>\$0.00</b>	<b>\$0.00</b>	<b>\$6,662.51</b>	<b>\$0.00</b>	<b>(\$6,662.51)</b>	<b>0.00%</b>
	<b>TOTAL EXPENDITURES - :</b>	<b>\$0.00</b>	<b>\$0.00</b>	<b>\$6,662.51</b>	<b>\$0.00</b>	<b>(\$6,662.51)</b>	<b>0.00%</b>
	<b>YTD Revenue Less Expenses : TAX ACCOUNT</b>			<b>(\$12,533,542.61)</b>			

# Revenue and Expense Report

**Bourbon County**

YEAR : 2026    PERIOD : 3    FUND: All    DEPT: All    SUB-DEPT: All  
 ACCOUNT RANGE : 0 - 9999999999

AS OF : 3/31/2026

Ledger ID	Ledger Description	Current Budget	Current Act	YTD Act	Encumbrances YTD	Remaining	Percent
274	<u>VEHICLE TAX</u>						
	<u>REVENUES</u>						
	00 Non-Departmental						
274-00-6010	Current Tax Receipts	\$0.00	\$47,375.06	(\$63,241.46)	\$0.00	\$63,241.46	
	Subtotal Non-Departmental:	\$0.00	\$47,375.06	(\$63,241.46)	\$0.00	\$63,241.46	0.00%
	TOTAL REVENUES - :	\$0.00	\$47,375.06	(\$63,241.46)	\$0.00	\$63,241.46	0.00%
	<u>EXPENDITURES</u>						
	Non-Departmental						
274-00-6020	MV TAX REFUNDS	\$0.00	\$1,206.18	\$7,396.49	\$0.00	(\$7,396.49)	
	Subtotal Non-Departmental:	\$0.00	\$1,206.18	\$7,396.49	\$0.00	(\$7,396.49)	0.00%
	TOTAL EXPENDITURES - :	\$0.00	\$1,206.18	\$7,396.49	\$0.00	(\$7,396.49)	0.00%
	YTD Revenue Less Expenses : VEHICLE TAX			(\$70,637.95)			

# Revenue and Expense Report

Bourbon County

YEAR : 2026    PERIOD : 3    FUND: All    DEPT: All    SUB-DEPT: All  
 ACCOUNT RANGE : 0 - 9999999999

AS OF : 3/31/2026

Ledger ID	Ledger Description	Current Budget	Current Act	YTD Act	Encumbrances YTD	Remaining	Percent
275	<u>COMMERCIAL VEHICLE FEES</u>						
	<u>REVENUES</u>						
	<i>00 Non-Departmental</i>						
275-00-4010	KCOVERS IRP DISTRIBUTION FE	\$0.00	(\$5,347.84)	(\$6,027.60)	\$0.00	\$6,027.60	
275-00-4050	KCOVERS INTRA DISTRIBUTION	\$0.00	(\$12,145.83)	(\$12,275.00)	\$0.00	\$12,275.00	
275-00-6010	REVENUE DISTRIBUTION	\$0.00	\$18,367.22	\$35,860.89	\$0.00	(\$35,860.89)	
	<b>Subtotal Non-Departmental:</b>	<b>\$0.00</b>	<b>\$873.55</b>	<b>\$17,558.29</b>	<b>\$0.00</b>	<b>(\$17,558.29)</b>	<b>0.00%</b>
	<b>TOTAL REVENUES - :</b>	<b>\$0.00</b>	<b>\$873.55</b>	<b>\$17,558.29</b>	<b>\$0.00</b>	<b>(\$17,558.29)</b>	<b>0.00%</b>
	<b>YTD Revenue Less Expenses : COMMERCIAL VEHICLE FEES</b>			<b>\$17,558.29</b>			

# Revenue and Expense Report

Bourbon County

YEAR : 2026 PERIOD : 3 FUND: All DEPT: All SUB-DEPT: All  
 ACCOUNT RANGE : 0 - 9999999999

AS OF : 3/31/2026

Ledger ID	Ledger Description	Current Budget	Current Act	YTD Act	Encumbrances YTD	Remaining	Percent
276	<u>WATERSHED #98</u>						
	<u>REVENUES</u>						
	<i>00 Non-Departmental</i>						
276-00-4010	KCOVERS IRP DISTRIBUTION FE	\$0.00	\$3.50	\$3.50	\$0.00	(\$3.50)	
276-00-4050	KCOVERS INTRA DISTRIBUTION	\$0.00	\$99.87	\$99.87	\$0.00	(\$99.87)	
276-00-4101	CURRENT TAX DIST	\$0.00	\$1,708.72	\$16,957.83	\$0.00	(\$16,957.83)	
276-00-4102	MOTOR VEHICLE TAX DIST	\$0.00	\$361.74	\$792.78	\$0.00	(\$792.78)	
276-00-4103	RV TAX DIST	\$0.00	\$13.42	\$18.37	\$0.00	(\$18.37)	
276-00-4105	DELINQ R.E. DIST	\$0.00	\$78.49	\$118.11	\$0.00	(\$118.11)	
276-00-4107	HEAVY TRUCK TAX DIST	\$0.00	\$49.29	\$169.36	\$0.00	(\$169.36)	
	<b>Subtotal Non-Departmental:</b>	<b>\$0.00</b>	<b>\$2,315.03</b>	<b>\$18,159.82</b>	<b>\$0.00</b>	<b>(\$18,159.82)</b>	<b>0.00%</b>
	<b>TOTAL REVENUES - :</b>	<b>\$0.00</b>	<b>\$2,315.03</b>	<b>\$18,159.82</b>	<b>\$0.00</b>	<b>(\$18,159.82)</b>	<b>0.00%</b>
	<u>EXPENDITURES</u>						
	<i>Non-Departmental</i>						
276-00-5390	DISTRIBUTIONS	\$0.00	\$2,315.03	\$18,159.82	\$0.00	(\$18,159.82)	
	<b>Subtotal Non-Departmental:</b>	<b>\$0.00</b>	<b>\$2,315.03</b>	<b>\$18,159.82</b>	<b>\$0.00</b>	<b>(\$18,159.82)</b>	<b>0.00%</b>
	<b>TOTAL EXPENDITURES - :</b>	<b>\$0.00</b>	<b>\$2,315.03</b>	<b>\$18,159.82</b>	<b>\$0.00</b>	<b>(\$18,159.82)</b>	<b>0.00%</b>
	<b>YTD Revenue Less Expenses : WATERSHED #98</b>			<b>\$0.00</b>			

# Revenue and Expense Report

Bourbon County

YEAR : 2026 PERIOD : 3 FUND: All DEPT: All SUB-DEPT: All  
 ACCOUNT RANGE : 0 - 9999999999

AS OF : 3/31/2026

Ledger ID	Ledger Description	Current Budget	Current Act	YTD Act	Encumbrances YTD	Remaining	Percent
278	<b><u>WATERSHED #102</u></b>						
	<b><u>REVENUES</u></b>						
	<i>00 Non-Departmental</i>						
278-00-4010	KCOVRS IRP DISTRIBUTION FE	\$0.00	\$23.68	\$23.68	\$0.00	(\$23.68)	
278-00-4050	KCOVRS INTRA DISTRIBUTION	\$0.00	\$41.75	\$42.93	\$0.00	(\$42.93)	
278-00-4101	CURRENT TAX DIST	\$0.00	\$3,908.72	\$76,623.68	\$0.00	(\$76,623.68)	
278-00-4102	MOTOR VEHICLE TAX DIST	\$0.00	\$911.33	\$2,615.88	\$0.00	(\$2,615.88)	
278-00-4103	RV TAX DIST	\$0.00	\$1.81	\$29.77	\$0.00	(\$29.77)	
278-00-4104	DELINQ P.P. DIST	\$0.00	\$54.88	\$59.07	\$0.00	(\$59.07)	
278-00-4105	DELINQ R.E. DIST	\$0.00	\$154.31	\$494.42	\$0.00	(\$494.42)	
278-00-4107	HEAVY TRUCK TAX DIST	\$0.00	\$85.28	\$753.79	\$0.00	(\$753.79)	
	<b>Subtotal Non-Departmental:</b>	<b>\$0.00</b>	<b>\$5,181.76</b>	<b>\$80,643.22</b>	<b>\$0.00</b>	<b>(\$80,643.22)</b>	<b>0.00%</b>
	<b>TOTAL REVENUES - :</b>	<b>\$0.00</b>	<b>\$5,181.76</b>	<b>\$80,643.22</b>	<b>\$0.00</b>	<b>(\$80,643.22)</b>	<b>0.00%</b>
	<b><u>EXPENDITURES</u></b>						
	<i>Non-Departmental</i>						
278-00-5390	DISTRIBUTIONS	\$0.00	\$5,181.76	\$80,643.22	\$0.00	(\$80,643.22)	
	<b>Subtotal Non-Departmental:</b>	<b>\$0.00</b>	<b>\$5,181.76</b>	<b>\$80,643.22</b>	<b>\$0.00</b>	<b>(\$80,643.22)</b>	<b>0.00%</b>
	<b>TOTAL EXPENDITURES - :</b>	<b>\$0.00</b>	<b>\$5,181.76</b>	<b>\$80,643.22</b>	<b>\$0.00</b>	<b>(\$80,643.22)</b>	<b>0.00%</b>
	<b>YTD Revenue Less Expenses : WATERSHED #102</b>			<b>\$0.00</b>			

# Revenue and Expense Report

Bourbon County

YEAR : 2026 PERIOD : 3 FUND: All DEPT: All SUB-DEPT: All  
 ACCOUNT RANGE : 0 - 9999999999

AS OF : 3/31/2026

Ledger ID	Ledger Description	Current Budget	Current Act	YTD Act	Encumbrances YTD	Remaining	Percent
282	<u>USD 234 GENERAL</u>						
	<u>REVENUES</u>						
	<i>00 Non-Departmental</i>						
282-00-4101	CURRENT TAX DIST	\$0.00	\$52,894.97	\$939,512.64	\$0.00	(\$939,512.64)	
282-00-4104	DELINQ P.P. DIST	\$0.00	\$43.98	\$198.19	\$0.00	(\$198.19)	
282-00-4105	DELINQ R.E. DIST	\$0.00	\$2,164.76	\$6,292.63	\$0.00	(\$6,292.63)	
282-00-4211	NRP DISTRIBUTION	\$0.00	\$0.00	(\$48,388.92)	\$0.00	\$48,388.92	
	<b>Subtotal Non-Departmental:</b>	<b>\$0.00</b>	<b>\$55,103.71</b>	<b>\$897,614.54</b>	<b>\$0.00</b>	<b>(\$897,614.54)</b>	<b>0.00%</b>
	<b>TOTAL REVENUES - :</b>	<b>\$0.00</b>	<b>\$55,103.71</b>	<b>\$897,614.54</b>	<b>\$0.00</b>	<b>(\$897,614.54)</b>	<b>0.00%</b>
	<u>EXPENDITURES</u>						
	<i>Non-Departmental</i>						
282-00-5390	DISTRIBUTIONS	\$0.00	\$55,103.71	\$897,614.54	\$0.00	(\$897,614.54)	
	<b>Subtotal Non-Departmental:</b>	<b>\$0.00</b>	<b>\$55,103.71</b>	<b>\$897,614.54</b>	<b>\$0.00</b>	<b>(\$897,614.54)</b>	<b>0.00%</b>
	<b>TOTAL EXPENDITURES - :</b>	<b>\$0.00</b>	<b>\$55,103.71</b>	<b>\$897,614.54</b>	<b>\$0.00</b>	<b>(\$897,614.54)</b>	<b>0.00%</b>
	<b>YTD Revenue Less Expenses : USD 234 GENERAL</b>			<b>\$0.00</b>			

# Revenue and Expense Report

Bourbon County

YEAR : 2026 PERIOD : 3 FUND: All DEPT: All SUB-DEPT: All  
 ACCOUNT RANGE : 0 - 9999999999

AS OF : 3/31/2026

Ledger ID	Ledger Description	Current Budget	Current Act	YTD Act	Encumbrances YTD	Remaining	Percent
284	<u>USD 234 EMP BEN</u>						
	<u>REVENUES</u>						
	<i>00 Non-Departmental</i>						
284-00-4010	KCOVRS IRP DISTRIBUTION FE	\$0.00	\$3.73	\$5.80	\$0.00	(\$5.80)	
284-00-4050	KCOVRS INTRA DISTRIBUTION	\$0.00	\$8.35	\$8.74	\$0.00	(\$8.74)	
284-00-4101	CURRENT TAX DIST	\$0.00	\$230.15	\$2,967.61	\$0.00	(\$2,967.61)	
284-00-4102	MOTOR VEHICLE TAX DIST	\$0.00	\$105.85	\$717.77	\$0.00	(\$717.77)	
284-00-4103	RV TAX DIST	\$0.00	\$1.38	\$7.14	\$0.00	(\$7.14)	
284-00-4104	DELINQ P.P. DIST	\$0.00	\$2.41	\$3.55	\$0.00	(\$3.55)	
284-00-4105	DELINQ R.E. DIST	\$0.00	\$87.72	\$221.52	\$0.00	(\$221.52)	
284-00-4106	EXCISE TAX DIST	\$0.00	\$0.00	\$0.48	\$0.00	(\$0.48)	
284-00-4107	HEAVY TRUCK TAX DIST	\$0.00	\$21.45	\$111.05	\$0.00	(\$111.05)	
284-00-4211	NRP DISTRIBUTION	\$0.00	\$0.00	(\$118.80)	\$0.00	\$118.80	
	<b>Subtotal Non-Departmental:</b>	<b>\$0.00</b>	<b>\$461.04</b>	<b>\$3,924.86</b>	<b>\$0.00</b>	<b>(\$3,924.86)</b>	<b>0.00%</b>
	<b>TOTAL REVENUES - :</b>	<b>\$0.00</b>	<b>\$461.04</b>	<b>\$3,924.86</b>	<b>\$0.00</b>	<b>(\$3,924.86)</b>	<b>0.00%</b>
	<u>EXPENDITURES</u>						
	<i>Non-Departmental</i>						
284-00-5390	DISTRIBUTIONS	\$0.00	\$461.04	\$3,924.86	\$0.00	(\$3,924.86)	
	<b>Subtotal Non-Departmental:</b>	<b>\$0.00</b>	<b>\$461.04</b>	<b>\$3,924.86</b>	<b>\$0.00</b>	<b>(\$3,924.86)</b>	<b>0.00%</b>
	<b>TOTAL EXPENDITURES - :</b>	<b>\$0.00</b>	<b>\$461.04</b>	<b>\$3,924.86</b>	<b>\$0.00</b>	<b>(\$3,924.86)</b>	<b>0.00%</b>
	<b>YTD Revenue Less Expenses : USD 234 EMP BEN</b>			<b>\$0.00</b>			

# Revenue and Expense Report

Bourbon County

YEAR : 2026 PERIOD : 3 FUND: All DEPT: All SUB-DEPT: All  
 ACCOUNT RANGE : 0 - 999999999

AS OF : 3/31/2026

Ledger ID	Ledger Description	Current Budget	Current Act	YTD Act	Encumbrances YTD	Remaining	Percent
286	<u>USD 234 CAP OUTLAY</u>						
	<u>REVENUES</u>						
	<i>00 Non-Departmental</i>						
286-00-4010	KCOVRS IRP DISTRIBUTION FE	\$0.00	\$224.81	\$264.49	\$0.00	(\$264.49)	
286-00-4050	KCOVRS INTRA DISTRIBUTION	\$0.00	\$502.65	\$510.18	\$0.00	(\$510.18)	
286-00-4101	CURRENT TAX DIST	\$0.00	\$32,971.62	\$524,457.44	\$0.00	(\$524,457.44)	
286-00-4102	MOTOR VEHICLE TAX DIST	\$0.00	\$6,364.95	\$18,116.01	\$0.00	(\$18,116.01)	
286-00-4103	RV TAX DIST	\$0.00	\$83.94	\$194.30	\$0.00	(\$194.30)	
286-00-4104	DELINQ P.P. DIST	\$0.00	\$58.37	\$122.58	\$0.00	(\$122.58)	
286-00-4105	DELINQ R.E. DIST	\$0.00	\$1,537.43	\$4,035.25	\$0.00	(\$4,035.25)	
286-00-4106	EXCISE TAX DIST	\$0.00	\$0.00	\$9.19	\$0.00	(\$9.19)	
286-00-4107	HEAVY TRUCK TAX DIST	\$0.00	\$414.04	\$2,134.73	\$0.00	(\$2,134.73)	
286-00-4211	NRP DISTRIBUTION	\$0.00	\$0.00	(\$23.80)	\$0.00	\$23.80	
	<b>Subtotal Non-Departmental:</b>	<b>\$0.00</b>	<b>\$42,157.81</b>	<b>\$549,820.37</b>	<b>\$0.00</b>	<b>(\$549,820.37)</b>	<b>0.00%</b>
	<b>TOTAL REVENUES - :</b>	<b>\$0.00</b>	<b>\$42,157.81</b>	<b>\$549,820.37</b>	<b>\$0.00</b>	<b>(\$549,820.37)</b>	<b>0.00%</b>
	<u>EXPENDITURES</u>						
	<i>Non-Departmental</i>						
286-00-5390	DISTRIBUTIONS	\$0.00	\$42,157.81	\$549,820.37	\$0.00	(\$549,820.37)	
	<b>Subtotal Non-Departmental:</b>	<b>\$0.00</b>	<b>\$42,157.81</b>	<b>\$549,820.37</b>	<b>\$0.00</b>	<b>(\$549,820.37)</b>	<b>0.00%</b>
	<b>TOTAL EXPENDITURES - :</b>	<b>\$0.00</b>	<b>\$42,157.81</b>	<b>\$549,820.37</b>	<b>\$0.00</b>	<b>(\$549,820.37)</b>	<b>0.00%</b>
	<b>YTD Revenue Less Expenses : USD 234 CAP OUTLAY</b>			<b>\$0.00</b>			

# Revenue and Expense Report

Bourbon County

YEAR : 2026 PERIOD : 3 FUND: All DEPT: All SUB-DEPT: All  
 ACCOUNT RANGE : 0 - 9999999999

AS OF : 3/31/2026

Ledger ID	Ledger Description	Current Budget	Current Act	YTD Act	Encumbrances YTD	Remaining	Percent
288	<u>USD 234 GEN SUPP</u>						
	<u>REVENUES</u>						
	<i>00 Non-Departmental</i>						
288-00-4010	KCOVRS IRP DISTRIBUTION FE	\$0.00	\$421.57	\$489.28	\$0.00	(\$489.28)	
288-00-4050	KCOVRS INTRA DISTRIBUTION	\$0.00	\$942.60	\$955.45	\$0.00	(\$955.45)	
288-00-4101	CURRENT TAX DIST	\$0.00	\$61,566.89	\$976,629.24	\$0.00	(\$976,629.24)	
288-00-4102	MOTOR VEHICLE TAX DIST	\$0.00	\$11,936.08	\$31,994.47	\$0.00	(\$31,994.47)	
288-00-4103	RV TAX DIST	\$0.00	\$157.43	\$345.83	\$0.00	(\$345.83)	
288-00-4104	DELINQ P.P. DIST	\$0.00	\$118.63	\$239.64	\$0.00	(\$239.64)	
288-00-4105	DELINQ R.E. DIST	\$0.00	\$2,776.35	\$7,104.15	\$0.00	(\$7,104.15)	
288-00-4106	EXCISE TAX DIST	\$0.00	\$0.00	\$15.69	\$0.00	(\$15.69)	
288-00-4107	HEAVY TRUCK TAX DIST	\$0.00	\$703.09	\$3,640.18	\$0.00	(\$3,640.18)	
288-00-4211	NRP DISTRIBUTION	\$0.00	\$0.00	(\$41,049.23)	\$0.00	\$41,049.23	
	<b>Subtotal Non-Departmental:</b>	<b>\$0.00</b>	<b>\$78,622.64</b>	<b>\$980,364.70</b>	<b>\$0.00</b>	<b>(\$980,364.70)</b>	<b>0.00%</b>
	<b>TOTAL REVENUES - :</b>	<b>\$0.00</b>	<b>\$78,622.64</b>	<b>\$980,364.70</b>	<b>\$0.00</b>	<b>(\$980,364.70)</b>	<b>0.00%</b>
	<u>EXPENDITURES</u>						
	<i>Non-Departmental</i>						
288-00-5390	DISTRIBUTIONS	\$0.00	\$78,622.64	\$980,364.70	\$0.00	(\$980,364.70)	
	<b>Subtotal Non-Departmental:</b>	<b>\$0.00</b>	<b>\$78,622.64</b>	<b>\$980,364.70</b>	<b>\$0.00</b>	<b>(\$980,364.70)</b>	<b>0.00%</b>
	<b>TOTAL EXPENDITURES - :</b>	<b>\$0.00</b>	<b>\$78,622.64</b>	<b>\$980,364.70</b>	<b>\$0.00</b>	<b>(\$980,364.70)</b>	<b>0.00%</b>
	<b>YTD Revenue Less Expenses : USD 234 GEN SUPP</b>			<b>\$0.00</b>			

# Revenue and Expense Report

Bourbon County

YEAR : 2026 PERIOD : 3 FUND: All DEPT: All SUB-DEPT: All  
 ACCOUNT RANGE : 0 - 9999999999

AS OF : 3/31/2026

Ledger ID	Ledger Description	Current Budget	Current Act	YTD Act	Encumbrances YTD	Remaining	Percent
290	<b>USD 234 RECREATION</b>						
	<b>REVENUES</b>						
	<i>00 Non-Departmental</i>						
290-00-4010	KCOVRS IRP DISTRIBUTION FE	\$0.00	\$56.71	\$67.60	\$0.00	(\$67.60)	
290-00-4050	KCOVRS INTRA DISTRIBUTION	\$0.00	\$126.82	\$128.88	\$0.00	(\$128.88)	
290-00-4101	CURRENT TAX DIST	\$0.00	\$8,135.21	\$130,863.89	\$0.00	(\$130,863.89)	
290-00-4102	MOTOR VEHICLE TAX DIST	\$0.00	\$1,605.61	\$4,830.42	\$0.00	(\$4,830.42)	
290-00-4103	RV TAX DIST	\$0.00	\$21.18	\$51.47	\$0.00	(\$51.47)	
290-00-4104	DELINQ P.P. DIST	\$0.00	\$7.65	\$23.40	\$0.00	(\$23.40)	
290-00-4105	DELINQ R.E. DIST	\$0.00	\$508.52	\$1,241.21	\$0.00	(\$1,241.21)	
290-00-4106	EXCISE TAX DIST	\$0.00	\$0.00	\$2.52	\$0.00	(\$2.52)	
290-00-4107	HEAVY TRUCK TAX DIST	\$0.00	\$113.36	\$585.56	\$0.00	(\$585.56)	
290-00-4211	NRP DISTRIBUTION	\$0.00	\$0.00	(\$5,512.00)	\$0.00	\$5,512.00	
	<b>Subtotal Non-Departmental:</b>	<b>\$0.00</b>	<b>\$10,575.06</b>	<b>\$132,282.95</b>	<b>\$0.00</b>	<b>(\$132,282.95)</b>	<b>0.00%</b>
	<b>TOTAL REVENUES - :</b>	<b>\$0.00</b>	<b>\$10,575.06</b>	<b>\$132,282.95</b>	<b>\$0.00</b>	<b>(\$132,282.95)</b>	<b>0.00%</b>
	<b>EXPENDITURES</b>						
	<i>Non-Departmental</i>						
290-00-5390	DISTRIBUTIONS	\$0.00	\$10,575.06	\$132,282.95	\$0.00	(\$132,282.95)	
	<b>Subtotal Non-Departmental:</b>	<b>\$0.00</b>	<b>\$10,575.06</b>	<b>\$132,282.95</b>	<b>\$0.00</b>	<b>(\$132,282.95)</b>	<b>0.00%</b>
	<b>TOTAL EXPENDITURES - :</b>	<b>\$0.00</b>	<b>\$10,575.06</b>	<b>\$132,282.95</b>	<b>\$0.00</b>	<b>(\$132,282.95)</b>	<b>0.00%</b>
	<b>YTD Revenue Less Expenses : USD 234 RECREATION</b>			<b>\$0.00</b>			

# Revenue and Expense Report

Bourbon County

YEAR : 2026 PERIOD : 3 FUND: All DEPT: All SUB-DEPT: All  
 ACCOUNT RANGE : 0 - 9999999999

AS OF : 3/31/2026

Ledger ID	Ledger Description	Current Budget	Current Act	YTD Act	Encumbrances YTD	Remaining	Percent
292	<b>USD 234 BOND &amp; INT</b>						
	<b>REVENUES</b>						
	<i>00 Non-Departmental</i>						
292-00-4010	KCOVERS IRP DISTRIBUTION FE	\$0.00	\$271.85	\$326.96	\$0.00	(\$326.96)	
292-00-4050	KCOVERS INTRA DISTRIBUTION	\$0.00	\$607.81	\$618.25	\$0.00	(\$618.25)	
292-00-4101	CURRENT TAX DIST	\$0.00	\$40,639.16	\$640,576.10	\$0.00	(\$640,576.10)	
292-00-4102	MOTOR VEHICLE TAX DIST	\$0.00	\$7,696.59	\$24,013.93	\$0.00	(\$24,013.93)	
292-00-4103	RV TAX DIST	\$0.00	\$101.50	\$254.76	\$0.00	(\$254.76)	
292-00-4104	DELINQ P.P. DIST	\$0.00	\$100.34	\$179.87	\$0.00	(\$179.87)	
292-00-4105	DELINQ R.E. DIST	\$0.00	\$2,347.65	\$5,905.80	\$0.00	(\$5,905.80)	
292-00-4106	EXCISE TAX DIST	\$0.00	\$0.00	\$12.77	\$0.00	(\$12.77)	
292-00-4107	HEAVY TRUCK TAX DIST	\$0.00	\$569.83	\$2,959.14	\$0.00	(\$2,959.14)	
292-00-4211	NRP DISTRIBUTION	\$0.00	\$0.00	(\$28.78)	\$0.00	\$28.78	
	<b>Subtotal Non-Departmental:</b>	<b>\$0.00</b>	<b>\$52,334.73</b>	<b>\$674,818.80</b>	<b>\$0.00</b>	<b>(\$674,818.80)</b>	<b>0.00%</b>
	<b>TOTAL REVENUES - :</b>	<b>\$0.00</b>	<b>\$52,334.73</b>	<b>\$674,818.80</b>	<b>\$0.00</b>	<b>(\$674,818.80)</b>	<b>0.00%</b>
	<b>EXPENDITURES</b>						
	<i>Non-Departmental</i>						
292-00-5390	DISTRIBUTIONS	\$0.00	\$52,334.73	\$674,818.80	\$0.00	(\$674,818.80)	
	<b>Subtotal Non-Departmental:</b>	<b>\$0.00</b>	<b>\$52,334.73</b>	<b>\$674,818.80</b>	<b>\$0.00</b>	<b>(\$674,818.80)</b>	<b>0.00%</b>
	<b>TOTAL EXPENDITURES - :</b>	<b>\$0.00</b>	<b>\$52,334.73</b>	<b>\$674,818.80</b>	<b>\$0.00</b>	<b>(\$674,818.80)</b>	<b>0.00%</b>
	<b>YTD Revenue Less Expenses : USD 234 BOND &amp; INT</b>			<b>\$0.00</b>			

# Revenue and Expense Report

Bourbon County

YEAR : 2026 PERIOD : 3 FUND: All DEPT: All SUB-DEPT: All  
 ACCOUNT RANGE : 0 - 9999999999

AS OF : 3/31/2026

Ledger ID	Ledger Description	Current Budget	Current Act	YTD Act	Encumbrances YTD	Remaining	Percent
294	<u>USD 235 GENERAL</u>						
	<u>REVENUES</u>						
	<i>00 Non-Departmental</i>						
294-00-4101	CURRENT TAX DIST	\$0.00	\$14,994.46	\$251,210.98	\$0.00	(\$251,210.98)	
294-00-4104	DELINQ P.P. DIST	\$0.00	\$280.64	\$384.47	\$0.00	(\$384.47)	
294-00-4105	DELINQ R.E. DIST	\$0.00	\$543.91	\$1,891.75	\$0.00	(\$1,891.75)	
294-00-4211	NRP DISTRIBUTION	\$0.00	\$0.00	(\$3,424.69)	\$0.00	\$3,424.69	
	<b>Subtotal Non-Departmental:</b>	<b>\$0.00</b>	<b>\$15,819.01</b>	<b>\$250,062.51</b>	<b>\$0.00</b>	<b>(\$250,062.51)</b>	<b>0.00%</b>
	<b>TOTAL REVENUES - :</b>	<b>\$0.00</b>	<b>\$15,819.01</b>	<b>\$250,062.51</b>	<b>\$0.00</b>	<b>(\$250,062.51)</b>	<b>0.00%</b>
	<u>EXPENDITURES</u>						
	<i>Non-Departmental</i>						
294-00-5390	DISTRIBUTIONS	\$0.00	\$15,819.01	\$250,062.51	\$0.00	(\$250,062.51)	
	<b>Subtotal Non-Departmental:</b>	<b>\$0.00</b>	<b>\$15,819.01</b>	<b>\$250,062.51</b>	<b>\$0.00</b>	<b>(\$250,062.51)</b>	<b>0.00%</b>
	<b>TOTAL EXPENDITURES - :</b>	<b>\$0.00</b>	<b>\$15,819.01</b>	<b>\$250,062.51</b>	<b>\$0.00</b>	<b>(\$250,062.51)</b>	<b>0.00%</b>
	<b>YTD Revenue Less Expenses : USD 235 GENERAL</b>			<b>\$0.00</b>			

# Revenue and Expense Report

Bourbon County

YEAR : 2026 PERIOD : 3 FUND: All DEPT: All SUB-DEPT: All  
 ACCOUNT RANGE : 0 - 9999999999

AS OF : 3/31/2026

Ledger ID	Ledger Description	Current Budget	Current Act	YTD Act	Encumbrances YTD	Remaining	Percent
296	<u>USD 235 GEN-SUPP</u>						
	<u>REVENUES</u>						
	<i>00 Non-Departmental</i>						
296-00-4010	KCOVRS IRP DISTRIBUTION FE	\$0.00	\$198.88	\$198.88	\$0.00	(\$198.88)	
296-00-4050	KCOVRS INTRA DISTRIBUTION	\$0.00	\$378.34	\$378.34	\$0.00	(\$378.34)	
296-00-4101	CURRENT TAX DIST	\$0.00	\$21,231.97	\$330,772.54	\$0.00	(\$330,772.54)	
296-00-4102	MOTOR VEHICLE TAX DIST	\$0.00	\$4,305.91	\$9,563.45	\$0.00	(\$9,563.45)	
296-00-4103	RV TAX DIST	\$0.00	\$26.69	\$95.87	\$0.00	(\$95.87)	
296-00-4104	DELINQ P.P. DIST	\$0.00	\$269.94	\$370.90	\$0.00	(\$370.90)	
296-00-4105	DELINQ R.E. DIST	\$0.00	\$817.88	\$2,476.02	\$0.00	(\$2,476.02)	
296-00-4107	HEAVY TRUCK TAX DIST	\$0.00	\$548.57	\$3,517.27	\$0.00	(\$3,517.27)	
296-00-4211	NRP DISTRIBUTION	\$0.00	\$0.00	(\$4,636.32)	\$0.00	\$4,636.32	
	<b>Subtotal Non-Departmental:</b>	<b>\$0.00</b>	<b>\$27,778.18</b>	<b>\$342,736.95</b>	<b>\$0.00</b>	<b>(\$342,736.95)</b>	<b>0.00%</b>
	<b>TOTAL REVENUES - :</b>	<b>\$0.00</b>	<b>\$27,778.18</b>	<b>\$342,736.95</b>	<b>\$0.00</b>	<b>(\$342,736.95)</b>	<b>0.00%</b>
	<u>EXPENDITURES</u>						
	<i>Non-Departmental</i>						
296-00-5390	DISTRIBUTIONS	\$0.00	\$27,778.18	\$342,736.95	\$0.00	(\$342,736.95)	
	<b>Subtotal Non-Departmental:</b>	<b>\$0.00</b>	<b>\$27,778.18</b>	<b>\$342,736.95</b>	<b>\$0.00</b>	<b>(\$342,736.95)</b>	<b>0.00%</b>
	<b>TOTAL EXPENDITURES - :</b>	<b>\$0.00</b>	<b>\$27,778.18</b>	<b>\$342,736.95</b>	<b>\$0.00</b>	<b>(\$342,736.95)</b>	<b>0.00%</b>
	<b>YTD Revenue Less Expenses : USD 235 GEN-SUPP</b>			<b>\$0.00</b>			

# Revenue and Expense Report

Bourbon County

YEAR : 2026 PERIOD : 3 FUND: All DEPT: All SUB-DEPT: All  
 ACCOUNT RANGE : 0 - 9999999999

AS OF : 3/31/2026

Ledger ID	Ledger Description	Current Budget	Current Act	YTD Act	Encumbrances YTD	Remaining	Percent
297	<u>USD 235 CAP OUTLAY</u>						
	<u>REVENUES</u>						
	<i>00 Non-Departmental</i>						
297-00-4010	KCOVRS IRP DISTRIBUTION FE	\$0.00	\$78.41	\$78.41	\$0.00	(\$78.41)	
297-00-4050	KCOVRS INTRA DISTRIBUTION	\$0.00	\$149.16	\$149.16	\$0.00	(\$149.16)	
297-00-4101	CURRENT TAX DIST	\$0.00	\$8,398.44	\$130,331.53	\$0.00	(\$130,331.53)	
297-00-4102	MOTOR VEHICLE TAX DIST	\$0.00	\$1,697.60	\$4,072.94	\$0.00	(\$4,072.94)	
297-00-4103	RV TAX DIST	\$0.00	\$10.52	\$41.77	\$0.00	(\$41.77)	
297-00-4104	DELINQ P.P. DIST	\$0.00	\$99.84	\$138.83	\$0.00	(\$138.83)	
297-00-4105	DELINQ R.E. DIST	\$0.00	\$344.39	\$1,075.76	\$0.00	(\$1,075.76)	
297-00-4107	HEAVY TRUCK TAX DIST	\$0.00	\$247.86	\$1,589.14	\$0.00	(\$1,589.14)	
	<b>Subtotal Non-Departmental:</b>	<b>\$0.00</b>	<b>\$11,026.22</b>	<b>\$137,477.54</b>	<b>\$0.00</b>	<b>(\$137,477.54)</b>	<b>0.00%</b>
	<b>TOTAL REVENUES - :</b>	<b>\$0.00</b>	<b>\$11,026.22</b>	<b>\$137,477.54</b>	<b>\$0.00</b>	<b>(\$137,477.54)</b>	<b>0.00%</b>
	<u>EXPENDITURES</u>						
	<i>Non-Departmental</i>						
297-00-5390	DISTRIBUTIONS	\$0.00	\$11,026.22	\$137,477.54	\$0.00	(\$137,477.54)	
	<b>Subtotal Non-Departmental:</b>	<b>\$0.00</b>	<b>\$11,026.22</b>	<b>\$137,477.54</b>	<b>\$0.00</b>	<b>(\$137,477.54)</b>	<b>0.00%</b>
	<b>TOTAL EXPENDITURES - :</b>	<b>\$0.00</b>	<b>\$11,026.22</b>	<b>\$137,477.54</b>	<b>\$0.00</b>	<b>(\$137,477.54)</b>	<b>0.00%</b>
	<b>YTD Revenue Less Expenses : USD 235 CAP OUTLAY</b>			<b>\$0.00</b>			

# Revenue and Expense Report

Bourbon County

YEAR : 2026 PERIOD : 3 FUND: All DEPT: All SUB-DEPT: All  
 ACCOUNT RANGE : 0 - 9999999999

AS OF : 3/31/2026

Ledger ID	Ledger Description	Current Budget	Current Act	YTD Act	Encumbrances YTD	Remaining	Percent
298	<b>USD 235 BOND &amp; INT</b>						
	<b>REVENUES</b>						
	<i>00 Non-Departmental</i>						
298-00-4010	KCOVRS IRP DISTRIBUTION FE	\$0.00	\$30.14	\$30.14	\$0.00	(\$30.14)	
298-00-4050	KCOVRS INTRA DISTRIBUTION	\$0.00	\$57.33	\$57.33	\$0.00	(\$57.33)	
298-00-4101	CURRENT TAX DIST	\$0.00	\$3,280.12	\$50,191.26	\$0.00	(\$50,191.26)	
298-00-4102	MOTOR VEHICLE TAX DIST	\$0.00	\$652.67	\$2,141.65	\$0.00	(\$2,141.65)	
298-00-4103	RV TAX DIST	\$0.00	\$4.04	\$23.62	\$0.00	(\$23.62)	
298-00-4104	DELINQ P.P. DIST	\$0.00	\$55.31	\$73.95	\$0.00	(\$73.95)	
298-00-4105	DELINQ R.E. DIST	\$0.00	\$219.75	\$684.39	\$0.00	(\$684.39)	
298-00-4107	HEAVY TRUCK TAX DIST	\$0.00	\$155.34	\$996.08	\$0.00	(\$996.08)	
	<b>Subtotal Non-Departmental:</b>	<b>\$0.00</b>	<b>\$4,454.70</b>	<b>\$54,198.42</b>	<b>\$0.00</b>	<b>(\$54,198.42)</b>	<b>0.00%</b>
	<b>TOTAL REVENUES - :</b>	<b>\$0.00</b>	<b>\$4,454.70</b>	<b>\$54,198.42</b>	<b>\$0.00</b>	<b>(\$54,198.42)</b>	<b>0.00%</b>
	<b>EXPENDITURES</b>						
	<i>Non-Departmental</i>						
298-00-5390	DISTRIBUTIONS	\$0.00	\$4,454.70	\$54,198.42	\$0.00	(\$54,198.42)	
	<b>Subtotal Non-Departmental:</b>	<b>\$0.00</b>	<b>\$4,454.70</b>	<b>\$54,198.42</b>	<b>\$0.00</b>	<b>(\$54,198.42)</b>	<b>0.00%</b>
	<b>TOTAL EXPENDITURES - :</b>	<b>\$0.00</b>	<b>\$4,454.70</b>	<b>\$54,198.42</b>	<b>\$0.00</b>	<b>(\$54,198.42)</b>	<b>0.00%</b>
	<b>YTD Revenue Less Expenses : USD 235 BOND &amp; INT</b>			<b>\$0.00</b>			

# Revenue and Expense Report

**Bourbon County**

YEAR : 2026    PERIOD : 3    FUND: All    DEPT: All    SUB-DEPT: All  
 ACCOUNT RANGE : 0 - 9999999999

AS OF : 3/31/2026

Ledger ID	Ledger Description	Current Budget	Current Act	YTD Act	Encumbrances YTD	Remaining	Percent
<b>300</b>	<b><u>USD 248 GENERAL</u></b>						
	<b><u>REVENUES</u></b>						
	<i>00 Non-Departmental</i>						
300-00-4101	CURRENT TAX DIST	\$0.00	\$0.00	\$1,606.24	\$0.00	(\$1,606.24)	
	<b>Subtotal Non-Departmental:</b>	<b>\$0.00</b>	<b>\$0.00</b>	<b>\$1,606.24</b>	<b>\$0.00</b>	<b>(\$1,606.24)</b>	<b>0.00%</b>
	<b>TOTAL REVENUES - :</b>	<b>\$0.00</b>	<b>\$0.00</b>	<b>\$1,606.24</b>	<b>\$0.00</b>	<b>(\$1,606.24)</b>	<b>0.00%</b>
	<b><u>EXPENDITURES</u></b>						
	<i>Non-Departmental</i>						
300-00-5390	DISTRIBUTIONS	\$0.00	\$0.00	\$1,606.24	\$0.00	(\$1,606.24)	
	<b>Subtotal Non-Departmental:</b>	<b>\$0.00</b>	<b>\$0.00</b>	<b>\$1,606.24</b>	<b>\$0.00</b>	<b>(\$1,606.24)</b>	<b>0.00%</b>
	<b>TOTAL EXPENDITURES - :</b>	<b>\$0.00</b>	<b>\$0.00</b>	<b>\$1,606.24</b>	<b>\$0.00</b>	<b>(\$1,606.24)</b>	<b>0.00%</b>
	<b>YTD Revenue Less Expenses : USD 248 GENERAL</b>			<b>\$0.00</b>			

# Revenue and Expense Report

Bourbon County

YEAR : 2026 PERIOD : 3 FUND: All DEPT: All SUB-DEPT: All  
 ACCOUNT RANGE : 0 - 9999999999

AS OF : 3/31/2026

Ledger ID	Ledger Description	Current Budget	Current Act	YTD Act	Encumbrances YTD	Remaining	Percent
302	<u>USD 248 GEN SUPP</u>						
	<u>REVENUES</u>						
	<i>00 Non-Departmental</i>						
302-00-4101	CURRENT TAX DIST	\$0.00	\$0.00	\$1,554.72	\$0.00	(\$1,554.72)	
302-00-4102	MOTOR VEHICLE TAX DIST	\$0.00	\$311.52	\$344.70	\$0.00	(\$344.70)	
302-00-4107	HEAVY TRUCK TAX DIST	\$0.00	\$0.00	\$1.39	\$0.00	(\$1.39)	
	<b>Subtotal Non-Departmental:</b>	<b>\$0.00</b>	<b>\$311.52</b>	<b>\$1,900.81</b>	<b>\$0.00</b>	<b>(\$1,900.81)</b>	<b>0.00%</b>
	<b>TOTAL REVENUES - :</b>	<b>\$0.00</b>	<b>\$311.52</b>	<b>\$1,900.81</b>	<b>\$0.00</b>	<b>(\$1,900.81)</b>	<b>0.00%</b>
	<u>EXPENDITURES</u>						
	<i>Non-Departmental</i>						
302-00-5390	DISTRIBUTIONS	\$0.00	\$311.52	\$1,900.81	\$0.00	(\$1,900.81)	
	<b>Subtotal Non-Departmental:</b>	<b>\$0.00</b>	<b>\$311.52</b>	<b>\$1,900.81</b>	<b>\$0.00</b>	<b>(\$1,900.81)</b>	<b>0.00%</b>
	<b>TOTAL EXPENDITURES - :</b>	<b>\$0.00</b>	<b>\$311.52</b>	<b>\$1,900.81</b>	<b>\$0.00</b>	<b>(\$1,900.81)</b>	<b>0.00%</b>
	<b>YTD Revenue Less Expenses : USD 248 GEN SUPP</b>			<b>\$0.00</b>			

# Revenue and Expense Report

Bourbon County

YEAR : 2026 PERIOD : 3 FUND: All DEPT: All SUB-DEPT: All  
 ACCOUNT RANGE : 0 - 9999999999

AS OF : 3/31/2026

Ledger ID	Ledger Description	Current Budget	Current Act	YTD Act	Encumbrances YTD	Remaining	Percent
304	<u>USD 248 PUB REC</u>						
	<u>REVENUES</u>						
	<i>00 Non-Departmental</i>						
304-00-4101	CURRENT TAX DIST	\$0.00	\$0.00	\$91.55	\$0.00	(\$91.55)	
304-00-4102	MOTOR VEHICLE TAX DIST	\$0.00	\$20.01	\$22.03	\$0.00	(\$22.03)	
304-00-4107	HEAVY TRUCK TAX DIST	\$0.00	\$0.00	\$0.08	\$0.00	(\$0.08)	
	<b>Subtotal Non-Departmental:</b>	<b>\$0.00</b>	<b>\$20.01</b>	<b>\$113.66</b>	<b>\$0.00</b>	<b>(\$113.66)</b>	<b>0.00%</b>
	<b>TOTAL REVENUES - :</b>	<b>\$0.00</b>	<b>\$20.01</b>	<b>\$113.66</b>	<b>\$0.00</b>	<b>(\$113.66)</b>	<b>0.00%</b>
	<u>EXPENDITURES</u>						
	<i>Non-Departmental</i>						
304-00-5390	DISTRIBUTIONS	\$0.00	\$20.01	\$113.66	\$0.00	(\$113.66)	
	<b>Subtotal Non-Departmental:</b>	<b>\$0.00</b>	<b>\$20.01</b>	<b>\$113.66</b>	<b>\$0.00</b>	<b>(\$113.66)</b>	<b>0.00%</b>
	<b>TOTAL EXPENDITURES - :</b>	<b>\$0.00</b>	<b>\$20.01</b>	<b>\$113.66</b>	<b>\$0.00</b>	<b>(\$113.66)</b>	<b>0.00%</b>
	<b>YTD Revenue Less Expenses : USD 248 PUB REC</b>			<b>\$0.00</b>			

# Revenue and Expense Report

Bourbon County

YEAR : 2026 PERIOD : 3 FUND: All DEPT: All SUB-DEPT: All  
 ACCOUNT RANGE : 0 - 9999999999

AS OF : 3/31/2026

Ledger ID	Ledger Description	Current Budget	Current Act	YTD Act	Encumbrances YTD	Remaining	Percent
306	<u>USD 248 BOND &amp; INT</u>						
	<u>REVENUES</u>						
	<i>00 Non-Departmental</i>						
306-00-4101	CURRENT TAX DIST	\$0.00	\$0.00	\$844.40	\$0.00	(\$844.40)	
306-00-4102	MOTOR VEHICLE TAX DIST	\$0.00	\$210.03	\$229.35	\$0.00	(\$229.35)	
306-00-4107	HEAVY TRUCK TAX DIST	\$0.00	\$0.00	\$0.81	\$0.00	(\$0.81)	
	<b>Subtotal Non-Departmental:</b>	<b>\$0.00</b>	<b>\$210.03</b>	<b>\$1,074.56</b>	<b>\$0.00</b>	<b>(\$1,074.56)</b>	<b>0.00%</b>
	<b>TOTAL REVENUES - :</b>	<b>\$0.00</b>	<b>\$210.03</b>	<b>\$1,074.56</b>	<b>\$0.00</b>	<b>(\$1,074.56)</b>	<b>0.00%</b>
	<u>EXPENDITURES</u>						
	<i>Non-Departmental</i>						
306-00-5390	DISTRIBUTIONS	\$0.00	\$210.03	\$1,074.56	\$0.00	(\$1,074.56)	
	<b>Subtotal Non-Departmental:</b>	<b>\$0.00</b>	<b>\$210.03</b>	<b>\$1,074.56</b>	<b>\$0.00</b>	<b>(\$1,074.56)</b>	<b>0.00%</b>
	<b>TOTAL EXPENDITURES - :</b>	<b>\$0.00</b>	<b>\$210.03</b>	<b>\$1,074.56</b>	<b>\$0.00</b>	<b>(\$1,074.56)</b>	<b>0.00%</b>
	<b>YTD Revenue Less Expenses : USD 248 BOND &amp; INT</b>			<b>\$0.00</b>			

# Revenue and Expense Report

Bourbon County

YEAR : 2026 PERIOD : 3 FUND: All DEPT: All SUB-DEPT: All  
 ACCOUNT RANGE : 0 - 9999999999

AS OF : 3/31/2026

Ledger ID	Ledger Description	Current Budget	Current Act	YTD Act	Encumbrances YTD	Remaining	Percent
308	<u>USD 248 CAP OUTLAY</u>						
	<u>REVENUES</u>						
	<i>00 Non-Departmental</i>						
308-00-4101	CURRENT TAX DIST	\$0.00	\$0.00	\$741.61	\$0.00	(\$741.61)	
308-00-4102	MOTOR VEHICLE TAX DIST	\$0.00	\$162.48	\$178.85	\$0.00	(\$178.85)	
308-00-4107	HEAVY TRUCK TAX DIST	\$0.00	\$0.00	\$0.69	\$0.00	(\$0.69)	
	<b>Subtotal Non-Departmental:</b>	<b>\$0.00</b>	<b>\$162.48</b>	<b>\$921.15</b>	<b>\$0.00</b>	<b>(\$921.15)</b>	<b>0.00%</b>
	<b>TOTAL REVENUES - :</b>	<b>\$0.00</b>	<b>\$162.48</b>	<b>\$921.15</b>	<b>\$0.00</b>	<b>(\$921.15)</b>	<b>0.00%</b>
	<u>EXPENDITURES</u>						
	<i>Non-Departmental</i>						
308-00-5390	DISTRIBUTIONS	\$0.00	\$162.48	\$921.15	\$0.00	(\$921.15)	
	<b>Subtotal Non-Departmental:</b>	<b>\$0.00</b>	<b>\$162.48</b>	<b>\$921.15</b>	<b>\$0.00</b>	<b>(\$921.15)</b>	<b>0.00%</b>
	<b>TOTAL EXPENDITURES - :</b>	<b>\$0.00</b>	<b>\$162.48</b>	<b>\$921.15</b>	<b>\$0.00</b>	<b>(\$921.15)</b>	<b>0.00%</b>
	<b>YTD Revenue Less Expenses : USD 248 CAP OUTLAY</b>			<b>\$0.00</b>			

# Revenue and Expense Report

Bourbon County

YEAR : 2026 PERIOD : 3 FUND: All DEPT: All SUB-DEPT: All  
 ACCOUNT RANGE : 0 - 9999999999

AS OF : 3/31/2026

Ledger ID	Ledger Description	Current Budget	Current Act	YTD Act	Encumbrances YTD	Remaining	Percent
310	<u>USD 346 GENERAL</u>						
	<u>REVENUES</u>						
	<i>00 Non-Departmental</i>						
310-00-4101	CURRENT TAX DIST	\$0.00	\$1,471.65	\$44,516.53	\$0.00	(\$44,516.53)	
310-00-4104	DELINQ P.P. DIST	\$0.00	\$0.00	\$9.41	\$0.00	(\$9.41)	
310-00-4105	DELINQ R.E. DIST	\$0.00	\$53.73	\$57.01	\$0.00	(\$57.01)	
	<b>Subtotal Non-Departmental:</b>	<b>\$0.00</b>	<b>\$1,525.38</b>	<b>\$44,582.95</b>	<b>\$0.00</b>	<b>(\$44,582.95)</b>	<b>0.00%</b>
	<b>TOTAL REVENUES - :</b>	<b>\$0.00</b>	<b>\$1,525.38</b>	<b>\$44,582.95</b>	<b>\$0.00</b>	<b>(\$44,582.95)</b>	<b>0.00%</b>
	<u>EXPENDITURES</u>						
	<i>Non-Departmental</i>						
310-00-5390	DISTRIBUTIONS	\$0.00	\$1,525.38	\$44,582.95	\$0.00	(\$44,582.95)	
	<b>Subtotal Non-Departmental:</b>	<b>\$0.00</b>	<b>\$1,525.38</b>	<b>\$44,582.95</b>	<b>\$0.00</b>	<b>(\$44,582.95)</b>	<b>0.00%</b>
	<b>TOTAL EXPENDITURES - :</b>	<b>\$0.00</b>	<b>\$1,525.38</b>	<b>\$44,582.95</b>	<b>\$0.00</b>	<b>(\$44,582.95)</b>	<b>0.00%</b>
	<b>YTD Revenue Less Expenses : USD 346 GENERAL</b>			<b>\$0.00</b>			

# Revenue and Expense Report

Bourbon County

YEAR : 2026    PERIOD : 3    FUND: All    DEPT: All    SUB-DEPT: All  
 ACCOUNT RANGE : 0 - 9999999999

AS OF : 3/31/2026

Ledger ID	Ledger Description	Current Budget	Current Act	YTD Act	Encumbrances YTD	Remaining	Percent
312	<u>USD 346 GEN SUPP</u>						
	<u>REVENUES</u>						
	<i>00 Non-Departmental</i>						
312-00-4101	CURRENT TAX DIST	\$0.00	\$2,678.19	\$49,805.28	\$0.00	(\$49,805.28)	
312-00-4102	MOTOR VEHICLE TAX DIST	\$0.00	\$486.67	\$1,422.72	\$0.00	(\$1,422.72)	
312-00-4103	RV TAX DIST	\$0.00	\$0.00	\$4.34	\$0.00	(\$4.34)	
312-00-4104	DELINQ P.P. DIST	\$0.00	\$0.00	\$8.76	\$0.00	(\$8.76)	
312-00-4105	DELINQ R.E. DIST	\$0.00	\$197.81	\$201.73	\$0.00	(\$201.73)	
312-00-4107	HEAVY TRUCK TAX DIST	\$0.00	\$9.86	\$255.00	\$0.00	(\$255.00)	
	<b>Subtotal Non-Departmental:</b>	<b>\$0.00</b>	<b>\$3,372.53</b>	<b>\$51,697.83</b>	<b>\$0.00</b>	<b>(\$51,697.83)</b>	<b>0.00%</b>
	<b>TOTAL REVENUES - :</b>	<b>\$0.00</b>	<b>\$3,372.53</b>	<b>\$51,697.83</b>	<b>\$0.00</b>	<b>(\$51,697.83)</b>	<b>0.00%</b>
	<u>EXPENDITURES</u>						
	<i>Non-Departmental</i>						
312-00-5390	DISTRIBUTIONS	\$0.00	\$3,372.53	\$51,697.83	\$0.00	(\$51,697.83)	
	<b>Subtotal Non-Departmental:</b>	<b>\$0.00</b>	<b>\$3,372.53</b>	<b>\$51,697.83</b>	<b>\$0.00</b>	<b>(\$51,697.83)</b>	<b>0.00%</b>
	<b>TOTAL EXPENDITURES - :</b>	<b>\$0.00</b>	<b>\$3,372.53</b>	<b>\$51,697.83</b>	<b>\$0.00</b>	<b>(\$51,697.83)</b>	<b>0.00%</b>
	<b>YTD Revenue Less Expenses : USD 346 GEN SUPP</b>			<b>\$0.00</b>			

# Revenue and Expense Report

Bourbon County

YEAR : 2026 PERIOD : 3 FUND: All DEPT: All SUB-DEPT: All  
 ACCOUNT RANGE : 0 - 9999999999

AS OF : 3/31/2026

Ledger ID	Ledger Description	Current Budget	Current Act	YTD Act	Encumbrances YTD	Remaining	Percent
314	<u>USD 346 CAP OUTLAY</u>						
	<u>REVENUES</u>						
	<i>00 Non-Departmental</i>						
314-00-4101	CURRENT TAX DIST	\$0.00	\$1,174.65	\$21,983.60	\$0.00	(\$21,983.60)	
314-00-4102	MOTOR VEHICLE TAX DIST	\$0.00	\$208.98	\$606.25	\$0.00	(\$606.25)	
314-00-4103	RV TAX DIST	\$0.00	\$0.00	\$1.84	\$0.00	(\$1.84)	
314-00-4104	DELINQ P.P. DIST	\$0.00	\$0.00	\$3.76	\$0.00	(\$3.76)	
314-00-4105	DELINQ R.E. DIST	\$0.00	\$82.24	\$83.90	\$0.00	(\$83.90)	
314-00-4107	HEAVY TRUCK TAX DIST	\$0.00	\$4.19	\$108.24	\$0.00	(\$108.24)	
	<b>Subtotal Non-Departmental:</b>	<b>\$0.00</b>	<b>\$1,470.06</b>	<b>\$22,787.59</b>	<b>\$0.00</b>	<b>(\$22,787.59)</b>	<b>0.00%</b>
	<b>TOTAL REVENUES - :</b>	<b>\$0.00</b>	<b>\$1,470.06</b>	<b>\$22,787.59</b>	<b>\$0.00</b>	<b>(\$22,787.59)</b>	<b>0.00%</b>
	<u>EXPENDITURES</u>						
	<i>Non-Departmental</i>						
314-00-5390	DISTRIBUTIONS	\$0.00	\$1,470.06	\$22,787.59	\$0.00	(\$22,787.59)	
	<b>Subtotal Non-Departmental:</b>	<b>\$0.00</b>	<b>\$1,470.06</b>	<b>\$22,787.59</b>	<b>\$0.00</b>	<b>(\$22,787.59)</b>	<b>0.00%</b>
	<b>TOTAL EXPENDITURES - :</b>	<b>\$0.00</b>	<b>\$1,470.06</b>	<b>\$22,787.59</b>	<b>\$0.00</b>	<b>(\$22,787.59)</b>	<b>0.00%</b>
	<b>YTD Revenue Less Expenses : USD 346 CAP OUTLAY</b>			<b>\$0.00</b>			

# Revenue and Expense Report

Bourbon County

YEAR : 2026    PERIOD : 3    FUND: All    DEPT: All    SUB-DEPT: All  
 ACCOUNT RANGE : 0 - 9999999999

AS OF : 3/31/2026

Ledger ID	Ledger Description	Current Budget	Current Act	YTD Act	Encumbrances YTD	Remaining	Percent
316	<b>USD 346 BOND &amp; INT</b>						
	<b>REVENUES</b>						
	<i>00 Non-Departmental</i>						
316-00-4101	CURRENT TAX DIST	\$0.00	\$1,225.61	\$22,085.21	\$0.00	(\$22,085.21)	
316-00-4102	MOTOR VEHICLE TAX DIST	\$0.00	\$243.78	\$735.97	\$0.00	(\$735.97)	
316-00-4103	RV TAX DIST	\$0.00	\$0.00	\$2.28	\$0.00	(\$2.28)	
316-00-4104	DELINQ P.P. DIST	\$0.00	\$0.00	\$4.39	\$0.00	(\$4.39)	
316-00-4105	DELINQ R.E. DIST	\$0.00	\$106.68	\$108.74	\$0.00	(\$108.74)	
316-00-4107	HEAVY TRUCK TAX DIST	\$0.00	\$5.19	\$134.09	\$0.00	(\$134.09)	
	<b>Subtotal Non-Departmental:</b>	<b>\$0.00</b>	<b>\$1,581.26</b>	<b>\$23,070.68</b>	<b>\$0.00</b>	<b>(\$23,070.68)</b>	<b>0.00%</b>
	<b>TOTAL REVENUES - :</b>	<b>\$0.00</b>	<b>\$1,581.26</b>	<b>\$23,070.68</b>	<b>\$0.00</b>	<b>(\$23,070.68)</b>	<b>0.00%</b>
	<b>EXPENDITURES</b>						
	<i>Non-Departmental</i>						
316-00-5390	DISTRIBUTIONS	\$0.00	\$1,581.26	\$23,070.68	\$0.00	(\$23,070.68)	
	<b>Subtotal Non-Departmental:</b>	<b>\$0.00</b>	<b>\$1,581.26</b>	<b>\$23,070.68</b>	<b>\$0.00</b>	<b>(\$23,070.68)</b>	<b>0.00%</b>
	<b>TOTAL EXPENDITURES - :</b>	<b>\$0.00</b>	<b>\$1,581.26</b>	<b>\$23,070.68</b>	<b>\$0.00</b>	<b>(\$23,070.68)</b>	<b>0.00%</b>
	<b>YTD Revenue Less Expenses : USD 346 BOND &amp; INT</b>			<b>\$0.00</b>			

# Revenue and Expense Report

Bourbon County

YEAR : 2026 PERIOD : 3 FUND: All DEPT: All SUB-DEPT: All  
 ACCOUNT RANGE : 0 - 9999999999

AS OF : 3/31/2026

Ledger ID	Ledger Description	Current Budget	Current Act	YTD Act	Encumbrances YTD	Remaining	Percent
320	<b>COMM COLLEGE GENERAL</b>						
	<b>REVENUES</b>						
	<i>00 Non-Departmental</i>						
320-00-4010	KCOVRS IRP DISTRIBUTION FE	\$0.00	\$1,134.80	\$1,279.97	\$0.00	(\$1,279.97)	
320-00-4050	KCOVRS INTRA DISTRIBUTION	\$0.00	\$2,439.40	\$2,466.93	\$0.00	(\$2,466.93)	
320-00-4101	CURRENT TAX DIST	\$0.00	\$159,902.41	\$2,541,330.86	\$0.00	(\$2,541,330.86)	
320-00-4102	MOTOR VEHICLE TAX DIST	\$0.00	\$31,564.32	\$84,755.79	\$0.00	(\$84,755.79)	
320-00-4103	RV TAX DIST	\$0.00	\$353.45	\$878.27	\$0.00	(\$878.27)	
320-00-4104	DELINQ P.P. DIST	\$0.00	\$665.07	\$1,076.00	\$0.00	(\$1,076.00)	
320-00-4105	DELINQ R.E. DIST	\$0.00	\$7,574.02	\$19,584.93	\$0.00	(\$19,584.93)	
320-00-4106	EXCISE TAX DIST	\$0.00	\$0.00	\$33.64	\$0.00	(\$33.64)	
320-00-4107	HEAVY TRUCK TAX DIST	\$0.00	\$2,428.78	\$14,012.11	\$0.00	(\$14,012.11)	
320-00-4211	NRP DISTRIBUTION	\$0.00	\$0.00	(\$90,665.70)	\$0.00	\$90,665.70	
	<b>Subtotal Non-Departmental:</b>	<b>\$0.00</b>	<b>\$206,062.25</b>	<b>\$2,574,752.80</b>	<b>\$0.00</b>	<b>(\$2,574,752.80)</b>	<b>0.00%</b>
	<b>TOTAL REVENUES - :</b>	<b>\$0.00</b>	<b>\$206,062.25</b>	<b>\$2,574,752.80</b>	<b>\$0.00</b>	<b>(\$2,574,752.80)</b>	<b>0.00%</b>
	<b>EXPENDITURES</b>						
	<i>Non-Departmental</i>						
320-00-5390	DISTRIBUTIONS	\$0.00	\$206,062.25	\$2,574,752.80	\$0.00	(\$2,574,752.80)	
	<b>Subtotal Non-Departmental:</b>	<b>\$0.00</b>	<b>\$206,062.25</b>	<b>\$2,574,752.80</b>	<b>\$0.00</b>	<b>(\$2,574,752.80)</b>	<b>0.00%</b>
	<b>TOTAL EXPENDITURES - :</b>	<b>\$0.00</b>	<b>\$206,062.25</b>	<b>\$2,574,752.80</b>	<b>\$0.00</b>	<b>(\$2,574,752.80)</b>	<b>0.00%</b>
	<b>YTD Revenue Less Expenses : COMM COLLEGE GENERAL</b>			<b>\$0.00</b>			

# Revenue and Expense Report

Bourbon County

YEAR : 2026 PERIOD : 3 FUND: All DEPT: All SUB-DEPT: All  
 ACCOUNT RANGE : 0 - 9999999999

AS OF : 3/31/2026

Ledger ID	Ledger Description	Current Budget	Current Act	YTD Act	Encumbrances YTD	Remaining	Percent
330	<u>FT SCOTT GENERAL</u>						
	<u>REVENUES</u>						
	<i>00 Non-Departmental</i>						
330-00-4010	KCOVRS IRP DISTRIBUTION FE	\$0.00	\$139.05	\$144.61	\$0.00	(\$144.61)	
330-00-4050	KCOVRS INTRA DISTRIBUTION	\$0.00	\$527.19	\$527.19	\$0.00	(\$527.19)	
330-00-4101	CURRENT TAX DIST	\$0.00	\$82,665.17	\$1,149,921.70	\$0.00	(\$1,149,921.70)	
330-00-4102	MOTOR VEHICLE TAX DIST	\$0.00	\$13,891.75	\$39,228.44	\$0.00	(\$39,228.44)	
330-00-4103	RV TAX DIST	\$0.00	\$44.63	\$198.05	\$0.00	(\$198.05)	
330-00-4104	DELINQ P.P. DIST	\$0.00	\$36.02	\$53.56	\$0.00	(\$53.56)	
330-00-4105	DELINQ R.E. DIST	\$0.00	\$5,676.13	\$14,522.55	\$0.00	(\$14,522.55)	
330-00-4106	EXCISE TAX DIST	\$0.00	\$0.00	\$42.20	\$0.00	(\$42.20)	
330-00-4107	HEAVY TRUCK TAX DIST	\$0.00	\$21.22	\$373.89	\$0.00	(\$373.89)	
330-00-4112	SPECIAL ASSESSMENT	\$0.00	\$3,100.00	\$5,850.00	\$0.00	(\$5,850.00)	
330-00-4211	NRP DISTRIBUTION	\$0.00	\$0.00	(\$58,476.77)	\$0.00	\$58,476.77	
	<b>Subtotal Non-Departmental:</b>	<b>\$0.00</b>	<b>\$106,101.16</b>	<b>\$1,152,385.42</b>	<b>\$0.00</b>	<b>(\$1,152,385.42)</b>	<b>0.00%</b>
	<b>TOTAL REVENUES - :</b>	<b>\$0.00</b>	<b>\$106,101.16</b>	<b>\$1,152,385.42</b>	<b>\$0.00</b>	<b>(\$1,152,385.42)</b>	<b>0.00%</b>
	<u>EXPENDITURES</u>						
	<i>Non-Departmental</i>						
330-00-5390	DISTRIBUTIONS	\$0.00	\$106,101.16	\$1,152,385.42	\$0.00	(\$1,152,385.42)	
	<b>Subtotal Non-Departmental:</b>	<b>\$0.00</b>	<b>\$106,101.16</b>	<b>\$1,152,385.42</b>	<b>\$0.00</b>	<b>(\$1,152,385.42)</b>	<b>0.00%</b>
	<b>TOTAL EXPENDITURES - :</b>	<b>\$0.00</b>	<b>\$106,101.16</b>	<b>\$1,152,385.42</b>	<b>\$0.00</b>	<b>(\$1,152,385.42)</b>	<b>0.00%</b>
	<b>YTD Revenue Less Expenses : FT SCOTT GENERAL</b>			<b>\$0.00</b>			

# Revenue and Expense Report

Bourbon County

YEAR : 2026 PERIOD : 3 FUND: All DEPT: All SUB-DEPT: All  
 ACCOUNT RANGE : 0 - 9999999999

AS OF : 3/31/2026

Ledger ID	Ledger Description	Current Budget	Current Act	YTD Act	Encumbrances YTD	Remaining	Percent
334	<b>FT SCOTT LIBRARY</b>						
	<b>REVENUES</b>						
	<b>00 Non-Departmental</b>						
334-00-4010	KCOVRS IRP DISTRIBUTION FE	\$0.00	\$20.99	\$21.83	\$0.00	(\$21.83)	
334-00-4050	KCOVRS INTRA DISTRIBUTION	\$0.00	\$79.59	\$79.59	\$0.00	(\$79.59)	
334-00-4101	CURRENT TAX DIST	\$0.00	\$12,564.52	\$174,994.45	\$0.00	(\$174,994.45)	
334-00-4102	MOTOR VEHICLE TAX DIST	\$0.00	\$2,097.15	\$5,925.06	\$0.00	(\$5,925.06)	
334-00-4103	RV TAX DIST	\$0.00	\$6.73	\$29.90	\$0.00	(\$29.90)	
334-00-4104	DELINQ P.P. DIST	\$0.00	\$5.43	\$8.08	\$0.00	(\$8.08)	
334-00-4105	DELINQ R.E. DIST	\$0.00	\$742.03	\$2,079.09	\$0.00	(\$2,079.09)	
334-00-4106	EXCISE TAX DIST	\$0.00	\$0.00	\$6.38	\$0.00	(\$6.38)	
334-00-4107	HEAVY TRUCK TAX DIST	\$0.00	\$3.24	\$56.51	\$0.00	(\$56.51)	
334-00-4211	NRP DISTRIBUTION	\$0.00	\$0.00	(\$8,900.97)	\$0.00	\$8,900.97	
	<b>Subtotal Non-Departmental:</b>	<b>\$0.00</b>	<b>\$15,519.68</b>	<b>\$174,299.92</b>	<b>\$0.00</b>	<b>(\$174,299.92)</b>	<b>0.00%</b>
	<b>TOTAL REVENUES - :</b>	<b>\$0.00</b>	<b>\$15,519.68</b>	<b>\$174,299.92</b>	<b>\$0.00</b>	<b>(\$174,299.92)</b>	<b>0.00%</b>
	<b>EXPENDITURES</b>						
	<b>Non-Departmental</b>						
334-00-5390	DISTRIBUTIONS	\$0.00	\$15,519.68	\$174,299.92	\$0.00	(\$174,299.92)	
	<b>Subtotal Non-Departmental:</b>	<b>\$0.00</b>	<b>\$15,519.68</b>	<b>\$174,299.92</b>	<b>\$0.00</b>	<b>(\$174,299.92)</b>	<b>0.00%</b>
	<b>TOTAL EXPENDITURES - :</b>	<b>\$0.00</b>	<b>\$15,519.68</b>	<b>\$174,299.92</b>	<b>\$0.00</b>	<b>(\$174,299.92)</b>	<b>0.00%</b>
	<b>YTD Revenue Less Expenses : FT SCOTT LIBRARY</b>			<b>\$0.00</b>			

# Revenue and Expense Report

Bourbon County

YEAR : 2026 PERIOD : 3 FUND: All DEPT: All SUB-DEPT: All  
 ACCOUNT RANGE : 0 - 9999999999

AS OF : 3/31/2026

Ledger ID	Ledger Description	Current Budget	Current Act	YTD Act	Encumbrances YTD	Remaining	Percent
354	<b>FT SCOTT FIRE EQUIP</b>						
	<b>REVENUES</b>						
	<i>00 Non-Departmental</i>						
354-00-4010	KCOVRS IRP DISTRIBUTION FE	\$0.00	\$7.58	\$7.88	\$0.00	(\$7.88)	
354-00-4050	KCOVRS INTRA DISTRIBUTION	\$0.00	\$28.74	\$28.74	\$0.00	(\$28.74)	
354-00-4101	CURRENT TAX DIST	\$0.00	\$4,694.18	\$65,581.29	\$0.00	(\$65,581.29)	
354-00-4102	MOTOR VEHICLE TAX DIST	\$0.00	\$757.28	\$2,138.50	\$0.00	(\$2,138.50)	
354-00-4103	RV TAX DIST	\$0.00	\$2.44	\$10.81	\$0.00	(\$10.81)	
354-00-4104	DELINQ P.P. DIST	\$0.00	\$1.97	\$2.93	\$0.00	(\$2.93)	
354-00-4105	DELINQ R.E. DIST	\$0.00	\$232.61	\$707.00	\$0.00	(\$707.00)	
354-00-4106	EXCISE TAX DIST	\$0.00	\$0.00	\$2.30	\$0.00	(\$2.30)	
354-00-4107	HEAVY TRUCK TAX DIST	\$0.00	\$1.16	\$20.40	\$0.00	(\$20.40)	
354-00-4211	NRP DISTRIBUTION	\$0.00	\$0.00	(\$3,338.09)	\$0.00	\$3,338.09	
	<b>Subtotal Non-Departmental:</b>	<b>\$0.00</b>	<b>\$5,725.96</b>	<b>\$65,161.76</b>	<b>\$0.00</b>	<b>(\$65,161.76)</b>	<b>0.00%</b>
	<b>TOTAL REVENUES - :</b>	<b>\$0.00</b>	<b>\$5,725.96</b>	<b>\$65,161.76</b>	<b>\$0.00</b>	<b>(\$65,161.76)</b>	<b>0.00%</b>
	<b>EXPENDITURES</b>						
	<i>Non-Departmental</i>						
354-00-5390	DISTRIBUTIONS	\$0.00	\$5,725.96	\$65,161.76	\$0.00	(\$65,161.76)	
	<b>Subtotal Non-Departmental:</b>	<b>\$0.00</b>	<b>\$5,725.96</b>	<b>\$65,161.76</b>	<b>\$0.00</b>	<b>(\$65,161.76)</b>	<b>0.00%</b>
	<b>TOTAL EXPENDITURES - :</b>	<b>\$0.00</b>	<b>\$5,725.96</b>	<b>\$65,161.76</b>	<b>\$0.00</b>	<b>(\$65,161.76)</b>	<b>0.00%</b>
	<b>YTD Revenue Less Expenses : FT SCOTT FIRE EQUIP</b>			<b>\$0.00</b>			

# Revenue and Expense Report

Bourbon County

YEAR : 2026    PERIOD : 3    FUND: All    DEPT: All    SUB-DEPT: All  
 ACCOUNT RANGE : 0 - 9999999999

AS OF : 3/31/2026

Ledger ID	Ledger Description	Current Budget	Current Act	YTD Act	Encumbrances YTD	Remaining	Percent
356	<b><u>FT SCOTT BOND &amp; INT</u></b>						
	<b><u>REVENUES</u></b>						
	<i>00 Non-Departmental</i>						
356-00-4105	DELINQ R.E. DIST	\$0.00	\$173.88	\$224.43	\$0.00	(\$224.43)	
	<b>Subtotal Non-Departmental:</b>	<b>\$0.00</b>	<b>\$173.88</b>	<b>\$224.43</b>	<b>\$0.00</b>	<b>(\$224.43)</b>	<b>0.00%</b>
	<b>TOTAL REVENUES - :</b>	<b>\$0.00</b>	<b>\$173.88</b>	<b>\$224.43</b>	<b>\$0.00</b>	<b>(\$224.43)</b>	<b>0.00%</b>
	<b><u>EXPENDITURES</u></b>						
	<i>Non-Departmental</i>						
356-00-5390	DISTRIBUTIONS	\$0.00	\$173.88	\$224.43	\$0.00	(\$224.43)	
	<b>Subtotal Non-Departmental:</b>	<b>\$0.00</b>	<b>\$173.88</b>	<b>\$224.43</b>	<b>\$0.00</b>	<b>(\$224.43)</b>	<b>0.00%</b>
	<b>TOTAL EXPENDITURES - :</b>	<b>\$0.00</b>	<b>\$173.88</b>	<b>\$224.43</b>	<b>\$0.00</b>	<b>(\$224.43)</b>	<b>0.00%</b>
	<b>YTD Revenue Less Expenses : FT SCOTT BOND &amp; INT</b>			<b>\$0.00</b>			

# Revenue and Expense Report

**Bourbon County**

YEAR : 2026    PERIOD : 3    FUND: All    DEPT: All    SUB-DEPT: All  
 ACCOUNT RANGE : 0 - 9999999999

AS OF : 3/31/2026

Ledger ID	Ledger Description	Current Budget	Current Act	YTD Act	Encumbrances YTD	Remaining	Percent
358	<u>SEWER REPAYMENT-LAKE FT SCOTT</u>						
	<u>REVENUES</u>						
	<i>00 Non-Departmental</i>						
358-00-4120	SEWER-LAKE FT SCOTT	\$34,197.00	\$2,319.90	\$10,978.58	\$0.00	\$23,218.42	32.10%
	<b>Subtotal Non-Departmental:</b>	<b>\$34,197.00</b>	<b>\$2,319.90</b>	<b>\$10,978.58</b>	<b>\$0.00</b>	<b>\$23,218.42</b>	<b>32.10%</b>
	<b>TOTAL REVENUES - :</b>	<b>\$34,197.00</b>	<b>\$2,319.90</b>	<b>\$10,978.58</b>	<b>\$0.00</b>	<b>\$23,218.42</b>	<b>32.10%</b>
	<u>EXPENDITURES</u>						
	<i>Non-Departmental</i>						
358-00-5392	SEWER DIST PRINCIPAL	\$20,000.00	\$0.00	\$0.00	\$0.00	\$20,000.00	
358-00-5393	SEWER DIST INTEREST	\$15,150.00	\$0.00	\$0.00	\$0.00	\$15,150.00	
	<b>Subtotal Non-Departmental:</b>	<b>\$35,150.00</b>	<b>\$0.00</b>	<b>\$0.00</b>	<b>\$0.00</b>	<b>\$35,150.00</b>	<b>0.00%</b>
	<b>TOTAL EXPENDITURES - :</b>	<b>\$35,150.00</b>	<b>\$0.00</b>	<b>\$0.00</b>	<b>\$0.00</b>	<b>\$35,150.00</b>	<b>0.00%</b>
	<b>YTD Revenue Less Expenses : SEWER REPAYMENT-LAKE FT SCOTT</b>			<b>\$10,978.58</b>			

# Revenue and Expense Report

Bourbon County

YEAR : 2026 PERIOD : 3 FUND: All DEPT: All SUB-DEPT: All  
 ACCOUNT RANGE : 0 - 9999999999

AS OF : 3/31/2026

Ledger ID	Ledger Description	Current Budget	Current Act	YTD Act	Encumbrances YTD	Remaining	Percent
370	<b><u>BOND REPAYMENT - COUNTY JAIL</u></b>						
	<b><u>REVENUES</u></b>						
	<i>00 Non-Departmental</i>						
370-00-4941	SPECIAL CITY/COUNTY SALES	\$1,050,000.00	\$181,323.32	\$277,414.04	\$0.00	\$772,585.96	26.42%
	<b>Subtotal Non-Departmental:</b>	<b>\$1,050,000.00</b>	<b>\$181,323.32</b>	<b>\$277,414.04</b>	<b>\$0.00</b>	<b>\$772,585.96</b>	<b>26.42%</b>
	<b>TOTAL REVENUES - :</b>	<b>\$1,050,000.00</b>	<b>\$181,323.32</b>	<b>\$277,414.04</b>	<b>\$0.00</b>	<b>\$772,585.96</b>	<b>26.42%</b>
	<b><u>EXPENDITURES</u></b>						
	<i>Non-Departmental</i>						
370-00-5200	CONTRACTUAL SERVICES	\$400,000.00	(\$1,289.93)	\$6,915.98	\$0.00	\$393,084.02	1.73%
370-00-5396	JAIL BOND INT.	\$74,708.00	\$0.00	\$44,928.75	\$0.00	\$29,779.25	60.14%
370-00-5397	JAIL BOND PRINCIPAL	\$380,000.00	\$0.00	\$0.00	\$0.00	\$380,000.00	
370-00-5400	CAPITAL OUTLAY	\$79,451.00	\$0.00	\$0.00	\$0.00	\$79,451.00	
370-00-5504	JAIL SALES TAX LEASE PYMTS	\$144,925.00	\$0.00	\$0.00	\$0.00	\$144,925.00	
370-00-5508	LEASE - INTEREST	\$0.00	\$870.76	\$24,277.26	\$0.00	(\$24,277.26)	
370-00-5509	LEASE - PRINCIPAL	\$0.00	\$12,371.10	\$24,668.96	\$0.00	(\$24,668.96)	
370-00-5510	DEBT SERVICE FEES	\$0.00	\$0.00	\$825.00	\$0.00	(\$825.00)	
	<b>Subtotal Non-Departmental:</b>	<b>\$1,079,084.00</b>	<b>\$11,951.93</b>	<b>\$101,615.95</b>	<b>\$0.00</b>	<b>\$977,468.05</b>	<b>9.42%</b>
	<b>TOTAL EXPENDITURES - :</b>	<b>\$1,079,084.00</b>	<b>\$11,951.93</b>	<b>\$101,615.95</b>	<b>\$0.00</b>	<b>\$977,468.05</b>	<b>9.42%</b>
	<b>YTD Revenue Less Expenses : BOND REPAYMENT - COUNTY JAIL</b>			<b>\$175,798.09</b>			

# Revenue and Expense Report

**Bourbon County**

YEAR : 2026    PERIOD : 3    FUND: All    DEPT: All    SUB-DEPT: All  
 ACCOUNT RANGE : 0 - 9999999999

AS OF : 3/31/2026

Ledger ID	Ledger Description	Current Budget	Current Act	YTD Act	Encumbrances YTD	Remaining	Percent
374	<b><u>BLUE CROSS BLUE SHIELD GRANT</u></b>						
	<b><u>EXPENDITURES</u></b>						
	<b>BLUE CROSS BLUE SHIELD GRANT</b>						
374-23-5200	BLUE CROSS/SHIELD GRANT C	\$0.00	\$0.00	\$300.00	\$0.00	(\$300.00)	
	Subtotal BLUE CROSS BLUE SHIELD GRANT:	\$0.00	\$0.00	\$300.00	\$0.00	(\$300.00)	0.00%
	TOTAL EXPENDITURES - :	\$0.00	\$0.00	\$300.00	\$0.00	(\$300.00)	0.00%
	YTD Revenue Less Expenses : BLUE CROSS BLUE SHIELD GRANT			(\$300.00)			

# Revenue and Expense Report

Bourbon County

YEAR : 2026 PERIOD : 3 FUND: All DEPT: All SUB-DEPT: All  
 ACCOUNT RANGE : 0 - 999999999

AS OF : 3/31/2026

Ledger ID	Ledger Description	Current Budget	Current Act	YTD Act	Encumbrances YTD	Remaining	Percent
375	<b>AMBULANCE SERVICE</b>						
	<b>REVENUES</b>						
	<b>00 Non-Departmental</b>						
375-00-4010	KCOVRS IRP DISTRIBUTION FE	\$619.00	\$85.99	\$94.37	\$0.00	\$524.63	15.25%
375-00-4050	AMB KCOVRS	\$0.00	\$184.82	\$186.41	\$0.00	(\$186.41)	
375-00-4101	CURRENT TAX DIST	\$266,272.00	\$10,443.95	\$163,378.34	\$0.00	\$102,893.66	61.36%
375-00-4102	AMB MV TAX DIST	\$31,655.00	\$2,391.60	\$5,460.19	\$0.00	\$26,194.81	17.25%
375-00-4103	AMB RV TAX DIST	\$500.00	\$26.76	\$57.04	\$0.00	\$442.96	11.41%
375-00-4104	DELINQ P.P. DIST	\$0.00	\$53.06	\$84.67	\$0.00	(\$84.67)	
375-00-4105	DELINQ R.E. DIST	\$0.00	\$483.89	\$1,199.91	\$0.00	(\$1,199.91)	
375-00-4106	EXCISE TAX DIST	\$0.00	\$0.00	\$1.94	\$0.00	(\$1.94)	
375-00-4107	AMB HEAVY TRUCK TAX	\$1,602.00	\$140.70	\$808.94	\$0.00	\$793.06	50.50%
375-00-4211	NRP DISTRIBUTION	(\$9,045.00)	\$0.00	(\$5,818.11)	\$0.00	(\$3,226.89)	64.32%
375-00-4903	AMB SERVICE PAYMENTS	\$900,000.00	\$85,273.60	\$194,929.56	\$0.00	\$705,070.44	21.66%
	<b>Subtotal Non-Departmental:</b>	<b>\$1,191,603.00</b>	<b>\$99,084.37</b>	<b>\$360,383.26</b>	<b>\$0.00</b>	<b>\$831,219.74</b>	<b>30.24%</b>
	<b>TOTAL REVENUES - :</b>	<b>\$1,191,603.00</b>	<b>\$99,084.37</b>	<b>\$360,383.26</b>	<b>\$0.00</b>	<b>\$831,219.74</b>	<b>30.24%</b>
	<b>EXPENDITURES</b>						
	<b>Non-Departmental</b>						
375-00-5505	TRANSFER OUT	\$0.00	\$35,115.63	\$35,115.63	\$0.00	(\$35,115.63)	
	<b>Subtotal Non-Departmental:</b>	<b>\$0.00</b>	<b>\$35,115.63</b>	<b>\$35,115.63</b>	<b>\$0.00</b>	<b>(\$35,115.63)</b>	<b>0.00%</b>
	<b>AMBULANCE SERVICE</b>						
375-24-5101	AMBULANCE SERVICES WAGE	\$992,423.00	\$76,508.53	\$218,425.55	\$0.00	\$773,997.45	22.01%
375-24-5200	AMBULANCE SERVICES CONTR	\$49,000.00	\$1,750.92	\$5,476.32	\$0.00	\$43,523.68	11.18%
375-24-5207	TRASH-UTILITIES	\$0.00	\$103.00	\$309.00	\$0.00	(\$309.00)	
375-24-5208	ELECTRICITY-UTILITIES	\$9,300.00	\$252.15	\$1,398.45	\$0.00	\$7,901.55	15.04%
375-24-5209	GAS-UTILITIES	\$0.00	\$173.61	\$681.04	\$0.00	(\$681.04)	
375-24-5211	TELEPHONE EXPENSES	\$6,000.00	\$577.38	\$1,548.65	\$0.00	\$4,451.35	25.81%
375-24-5213	UNIFORM MAINTENANCE	\$2,500.00	\$86.99	\$410.99	\$0.00	\$2,089.01	16.44%
375-24-5214	VEHICLE MAINTENANCE	\$22,880.00	\$95.96	\$2,323.18	\$0.00	\$20,556.82	10.15%
375-24-5220	BUILDING MAINTENANCE	\$5,000.00	\$350.00	\$2,012.57	\$0.00	\$2,987.43	40.25%
375-24-5240	MEDICATION	\$15,000.00	\$663.96	\$2,677.65	\$0.00	\$12,322.35	17.85%
375-24-5241	OXYGEN	\$5,000.00	\$1,022.00	\$1,576.00	\$0.00	\$3,424.00	31.52%
375-24-5300	AMBULANCE SERVICE COMMO	\$9,500.00	\$78.03	\$6,161.35	\$0.00	\$3,338.65	64.86%
375-24-5307	MEDICAL SUPPLIES	\$40,000.00	\$1,790.54	\$7,349.60	\$0.00	\$32,650.40	18.37%

# Revenue and Expense Report

Bourbon County

YEAR : 2026 PERIOD : 3 FUND: All DEPT: All SUB-DEPT: All  
 ACCOUNT RANGE : 0 - 9999999999

AS OF : 3/31/2026

Ledger ID	Ledger Description	Current Budget	Current Act	YTD Act	Encumbrances YTD	Remaining	Percent
375	<b>AMBULANCE SERVICE</b>						
	<b>EXPENDITURES</b>						
	<b>AMBULANCE SERVICE</b>						
375-24-5317	FUEL	\$35,000.00	\$2,122.77	\$2,959.71	\$0.00	\$32,040.29	8.46%
375-24-5326	DIESEL FUEL	\$0.00	\$0.00	\$994.29	\$0.00	(\$994.29)	
375-24-5400	AMBULANCE CAP.OUTLAY	\$0.00	\$0.00	(\$149.09)	\$0.00	\$149.09	
375-24-6151	REFUND	\$0.00	\$1,490.42	\$1,490.42	\$0.00	(\$1,490.42)	
	<b>Subtotal AMBULANCE SERVICE:</b>	<b>\$1,191,603.00</b>	<b>\$87,066.26</b>	<b>\$255,645.68</b>	<b>\$0.00</b>	<b>\$935,957.32</b>	<b>21.45%</b>
	<b>TOTAL EXPENDITURES - :</b>	<b>\$1,191,603.00</b>	<b>\$122,181.89</b>	<b>\$290,761.31</b>	<b>\$0.00</b>	<b>\$900,841.69</b>	<b>24.40%</b>
	<b>YTD Revenue Less Expenses : AMBULANCE SERVICE</b>			<b>\$69,621.95</b>			

# Revenue and Expense Report

Bourbon County

YEAR : 2026    PERIOD : 3    FUND: All    DEPT: All    SUB-DEPT: All  
 ACCOUNT RANGE : 0 - 9999999999

AS OF : 3/31/2026

Ledger ID	Ledger Description	Current Budget	Current Act	YTD Act	Encumbrances YTD	Remaining	Percent
387	<u>ADDICTION SETTLEMENT FUND</u>						
	<u>EXPENDITURES</u>						
	<i>Non-Departmental</i>						
387-00-5200	CONTRACTUAL SERVICES	\$26,923.00	\$0.00	\$0.00	\$0.00	\$26,923.00	
387-00-5400	CAPITAL OUTLAY	\$0.00	\$204.45	\$690.95	\$0.00	(\$690.95)	
	<b>Subtotal Non-Departmental:</b>	<b>\$26,923.00</b>	<b>\$204.45</b>	<b>\$690.95</b>	<b>\$0.00</b>	<b>\$26,232.05</b>	<b>2.57%</b>
	<b>TOTAL EXPENDITURES - :</b>	<b>\$26,923.00</b>	<b>\$204.45</b>	<b>\$690.95</b>	<b>\$0.00</b>	<b>\$26,232.05</b>	<b>2.57%</b>
	<b>YTD Revenue Less Expenses : ADDICTION SETTLEMENT FUND</b>			<b>(\$690.95)</b>			

# Revenue and Expense Report

**Bourbon County**

YEAR : 2026    PERIOD : 3    FUND: All    DEPT: All    SUB-DEPT: All  
 ACCOUNT RANGE : 0 - 9999999999

AS OF : 3/31/2026

Ledger ID	Ledger Description	Current Budget	Current Act	YTD Act	Encumbrances YTD	Remaining	Percent
397	<u>CONCEAL CARRY ACCOUNT</u>						
	<u>REVENUES</u>						
	00 Non-Departmental						
397-00-4313	FEE INCOME	\$0.00	\$97.50	\$195.00	\$0.00	(\$195.00)	
	Subtotal Non-Departmental:	\$0.00	\$97.50	\$195.00	\$0.00	(\$195.00)	0.00%
	TOTAL REVENUES - :	\$0.00	\$97.50	\$195.00	\$0.00	(\$195.00)	0.00%
	YTD Revenue Less Expenses : CONCEAL CARRY ACCOUNT			\$195.00			

# Revenue and Expense Report

**Bourbon County**

YEAR : 2026    PERIOD : 3    FUND: All    DEPT: All    SUB-DEPT: All  
 ACCOUNT RANGE : 0 - 9999999999

AS OF : 3/31/2026

Ledger ID	Ledger Description	Current Budget	Current Act	YTD Act	Encumbrances YTD	Remaining	Percent
398	<u>OFFENDER REGISTRATION ACCOUN</u>						
	<u>REVENUES</u>						
	00 Non-Departmental						
398-00-4313	FEE INCOME	\$0.00	\$720.00	\$1,980.00	\$0.00	(\$1,980.00)	
	Subtotal Non-Departmental:	\$0.00	\$720.00	\$1,980.00	\$0.00	(\$1,980.00)	0.00%
	TOTAL REVENUES - :	\$0.00	\$720.00	\$1,980.00	\$0.00	(\$1,980.00)	0.00%
	YTD Revenue Less Expenses : OFFENDER REGISTRATION ACCOUNT			\$1,980.00			

# Revenue and Expense Report

**Bourbon County**

YEAR : 2026    PERIOD : 3    FUND: All    DEPT: All    SUB-DEPT: All  
 ACCOUNT RANGE : 0 - 9999999999

AS OF : 3/31/2026

Ledger ID	Ledger Description	Current Budget	Current Act	YTD Act	Encumbrances YTD	Remaining	Percent
399	<u>HOSPITAL</u>						
	<u>REVENUES</u>						
	00 Non-Departmental						
399-00-4941	SPECIAL CITY/COUNTY SALES	\$1,000,000.00	\$113,327.05	\$173,383.75	\$0.00	\$826,616.25	17.34%
	Subtotal Non-Departmental:	\$1,000,000.00	\$113,327.05	\$173,383.75	\$0.00	\$826,616.25	17.34%
	TOTAL REVENUES - :	\$1,000,000.00	\$113,327.05	\$173,383.75	\$0.00	\$826,616.25	17.34%
	<u>EXPENDITURES</u>						
	Non-Departmental						
399-00-5200	CONTRACTUAL SERVICES	\$1,000,000.00	\$0.00	\$0.00	\$0.00	\$1,000,000.00	
	Subtotal Non-Departmental:	\$1,000,000.00	\$0.00	\$0.00	\$0.00	\$1,000,000.00	0.00%
	TOTAL EXPENDITURES - :	\$1,000,000.00	\$0.00	\$0.00	\$0.00	\$1,000,000.00	0.00%
	YTD Revenue Less Expenses : HOSPITAL			\$173,383.75			

# Revenue and Expense Report

Bourbon County

YEAR : 2026 PERIOD : 3 FUND: All DEPT: All SUB-DEPT: All  
 ACCOUNT RANGE : 0 - 9999999999

AS OF : 3/31/2026

Ledger ID	Ledger Description	Current Budget	Current Act	YTD Act	Encumbrances YTD	Remaining	Percent
400	<b><u>BRONSON GENERAL</u></b>						
	<b><u>REVENUES</u></b>						
	<i>00 Non-Departmental</i>						
400-00-4101	CURRENT TAX DIST	\$0.00	\$2,804.52	\$22,123.84	\$0.00	(\$22,123.84)	
400-00-4102	MOTOR VEHICLE TAX DIST	\$0.00	\$639.50	\$1,331.31	\$0.00	(\$1,331.31)	
400-00-4104	DELINQ P.P. DIST	\$0.00	\$0.00	\$9.56	\$0.00	(\$9.56)	
400-00-4105	DELINQ R.E. DIST	\$0.00	\$100.40	\$1,053.23	\$0.00	(\$1,053.23)	
400-00-4107	HEAVY TRUCK TAX DIST	\$0.00	\$20.69	\$59.24	\$0.00	(\$59.24)	
400-00-4211	NRP DISTRIBUTION	\$0.00	\$0.00	(\$337.14)	\$0.00	\$337.14	
	<b>Subtotal Non-Departmental:</b>	<b>\$0.00</b>	<b>\$3,565.11</b>	<b>\$24,240.04</b>	<b>\$0.00</b>	<b>(\$24,240.04)</b>	<b>0.00%</b>
	<b>TOTAL REVENUES - :</b>	<b>\$0.00</b>	<b>\$3,565.11</b>	<b>\$24,240.04</b>	<b>\$0.00</b>	<b>(\$24,240.04)</b>	<b>0.00%</b>
	<b><u>EXPENDITURES</u></b>						
	<i>Non-Departmental</i>						
400-00-5390	DISTRIBUTIONS	\$0.00	\$3,565.11	\$24,240.04	\$0.00	(\$24,240.04)	
	<b>Subtotal Non-Departmental:</b>	<b>\$0.00</b>	<b>\$3,565.11</b>	<b>\$24,240.04</b>	<b>\$0.00</b>	<b>(\$24,240.04)</b>	<b>0.00%</b>
	<b>TOTAL EXPENDITURES - :</b>	<b>\$0.00</b>	<b>\$3,565.11</b>	<b>\$24,240.04</b>	<b>\$0.00</b>	<b>(\$24,240.04)</b>	<b>0.00%</b>
	<b>YTD Revenue Less Expenses : BRONSON GENERAL</b>			<b>\$0.00</b>			

# Revenue and Expense Report

Bourbon County

YEAR : 2026    PERIOD : 3    FUND: All    DEPT: All    SUB-DEPT: All  
 ACCOUNT RANGE : 0 - 9999999999

AS OF : 3/31/2026

Ledger ID	Ledger Description	Current Budget	Current Act	YTD Act	Encumbrances YTD	Remaining	Percent
408	<b>BRONSON LIBRARY</b>						
	<b>REVENUES</b>						
	<i>00 Non-Departmental</i>						
408-00-4101	CURRENT TAX DIST	\$0.00	\$611.04	\$4,813.73	\$0.00	(\$4,813.73)	
408-00-4102	MOTOR VEHICLE TAX DIST	\$0.00	\$139.36	\$290.59	\$0.00	(\$290.59)	
408-00-4104	DELINQ P.P. DIST	\$0.00	\$0.00	\$2.08	\$0.00	(\$2.08)	
408-00-4105	DELINQ R.E. DIST	\$0.00	\$21.94	\$222.32	\$0.00	(\$222.32)	
408-00-4107	HEAVY TRUCK TAX DIST	\$0.00	\$4.52	\$12.95	\$0.00	(\$12.95)	
408-00-4211	NRP DISTRIBUTION	\$0.00	\$0.00	(\$73.47)	\$0.00	\$73.47	
	<b>Subtotal Non-Departmental:</b>	<b>\$0.00</b>	<b>\$776.86</b>	<b>\$5,268.20</b>	<b>\$0.00</b>	<b>(\$5,268.20)</b>	<b>0.00%</b>
	<b>TOTAL REVENUES - :</b>	<b>\$0.00</b>	<b>\$776.86</b>	<b>\$5,268.20</b>	<b>\$0.00</b>	<b>(\$5,268.20)</b>	<b>0.00%</b>
	<b>EXPENDITURES</b>						
	<i>Non-Departmental</i>						
408-00-5390	DISTRIBUTIONS	\$0.00	\$776.86	\$5,268.20	\$0.00	(\$5,268.20)	
	<b>Subtotal Non-Departmental:</b>	<b>\$0.00</b>	<b>\$776.86</b>	<b>\$5,268.20</b>	<b>\$0.00</b>	<b>(\$5,268.20)</b>	<b>0.00%</b>
	<b>TOTAL EXPENDITURES - :</b>	<b>\$0.00</b>	<b>\$776.86</b>	<b>\$5,268.20</b>	<b>\$0.00</b>	<b>(\$5,268.20)</b>	<b>0.00%</b>
	<b>YTD Revenue Less Expenses : BRONSON LIBRARY</b>			<b>\$0.00</b>			

# Revenue and Expense Report

Bourbon County

YEAR : 2026 PERIOD : 3 FUND: All DEPT: All SUB-DEPT: All  
 ACCOUNT RANGE : 0 - 9999999999

AS OF : 3/31/2026

Ledger ID	Ledger Description	Current Budget	Current Act	YTD Act	Encumbrances YTD	Remaining	Percent
414	<u>FULTON GENERAL</u>						
	<u>REVENUES</u>						
	<i>00 Non-Departmental</i>						
414-00-4101	CURRENT TAX DIST	\$0.00	\$1,779.53	\$12,153.48	\$0.00	(\$12,153.48)	
414-00-4102	MOTOR VEHICLE TAX DIST	\$0.00	\$354.29	\$1,011.89	\$0.00	(\$1,011.89)	
414-00-4103	RV TAX DIST	\$0.00	\$45.66	\$50.25	\$0.00	(\$50.25)	
414-00-4105	DELINQ R.E. DIST	\$0.00	\$44.89	\$44.89	\$0.00	(\$44.89)	
414-00-4107	HEAVY TRUCK TAX DIST	\$0.00	\$5.03	\$5.03	\$0.00	(\$5.03)	
	<b>Subtotal Non-Departmental:</b>	<b>\$0.00</b>	<b>\$2,229.40</b>	<b>\$13,265.54</b>	<b>\$0.00</b>	<b>(\$13,265.54)</b>	<b>0.00%</b>
	<b>TOTAL REVENUES - :</b>	<b>\$0.00</b>	<b>\$2,229.40</b>	<b>\$13,265.54</b>	<b>\$0.00</b>	<b>(\$13,265.54)</b>	<b>0.00%</b>
	<u>EXPENDITURES</u>						
	<i>Non-Departmental</i>						
414-00-5390	DISTRIBUTIONS	\$0.00	\$2,229.40	\$13,265.54	\$0.00	(\$13,265.54)	
	<b>Subtotal Non-Departmental:</b>	<b>\$0.00</b>	<b>\$2,229.40</b>	<b>\$13,265.54</b>	<b>\$0.00</b>	<b>(\$13,265.54)</b>	<b>0.00%</b>
	<b>TOTAL EXPENDITURES - :</b>	<b>\$0.00</b>	<b>\$2,229.40</b>	<b>\$13,265.54</b>	<b>\$0.00</b>	<b>(\$13,265.54)</b>	<b>0.00%</b>
	<b>YTD Revenue Less Expenses : FULTON GENERAL</b>			<b>\$0.00</b>			

# Revenue and Expense Report

Bourbon County

YEAR : 2026 PERIOD : 3 FUND: All DEPT: All SUB-DEPT: All  
 ACCOUNT RANGE : 0 - 9999999999

AS OF : 3/31/2026

Ledger ID	Ledger Description	Current Budget	Current Act	YTD Act	Encumbrances YTD	Remaining	Percent
420	<u>MAPLETON GENERAL</u>						
	<u>REVENUES</u>						
	<i>00 Non-Departmental</i>						
420-00-4101	CURRENT TAX DIST	\$0.00	\$44.83	\$936.29	\$0.00	(\$936.29)	
420-00-4102	MOTOR VEHICLE TAX DIST	\$0.00	\$11.18	\$37.20	\$0.00	(\$37.20)	
420-00-4105	DELINQ R.E. DIST	\$0.00	\$5.50	\$5.50	\$0.00	(\$5.50)	
	<b>Subtotal Non-Departmental:</b>	<b>\$0.00</b>	<b>\$61.51</b>	<b>\$978.99</b>	<b>\$0.00</b>	<b>(\$978.99)</b>	<b>0.00%</b>
	<b>TOTAL REVENUES - :</b>	<b>\$0.00</b>	<b>\$61.51</b>	<b>\$978.99</b>	<b>\$0.00</b>	<b>(\$978.99)</b>	<b>0.00%</b>
	<u>EXPENDITURES</u>						
	<i>Non-Departmental</i>						
420-00-5390	DISTRIBUTIONS	\$0.00	\$61.51	\$978.99	\$0.00	(\$978.99)	
	<b>Subtotal Non-Departmental:</b>	<b>\$0.00</b>	<b>\$61.51</b>	<b>\$978.99</b>	<b>\$0.00</b>	<b>(\$978.99)</b>	<b>0.00%</b>
	<b>TOTAL EXPENDITURES - :</b>	<b>\$0.00</b>	<b>\$61.51</b>	<b>\$978.99</b>	<b>\$0.00</b>	<b>(\$978.99)</b>	<b>0.00%</b>
	<b>YTD Revenue Less Expenses : MAPLETON GENERAL</b>			<b>\$0.00</b>			

# Revenue and Expense Report

Bourbon County

YEAR : 2026 PERIOD : 3 FUND: All DEPT: All SUB-DEPT: All  
 ACCOUNT RANGE : 0 - 9999999999

AS OF : 3/31/2026

Ledger ID	Ledger Description	Current Budget	Current Act	YTD Act	Encumbrances YTD	Remaining	Percent
<b>422</b>	<b><u>REDFIELD GENERAL</u></b>						
	<b><u>REVENUES</u></b>						
	<i>00 Non-Departmental</i>						
422-00-4010	KCOVRS IRP DISTRIBUTION FE	\$0.00	\$76.16	\$76.16	\$0.00	(\$76.16)	
422-00-4050	KCOVRS INTRA DISTRIBUTION	\$0.00	\$492.74	\$492.74	\$0.00	(\$492.74)	
422-00-4101	CURRENT TAX DIST	\$0.00	\$419.07	\$7,102.69	\$0.00	(\$7,102.69)	
422-00-4102	MOTOR VEHICLE TAX DIST	\$0.00	\$152.43	\$537.17	\$0.00	(\$537.17)	
422-00-4105	DELINQ R.E. DIST	\$0.00	\$37.49	\$37.49	\$0.00	(\$37.49)	
422-00-4107	HEAVY TRUCK TAX DIST	\$0.00	\$13.83	\$36.69	\$0.00	(\$36.69)	
422-00-4211	NRP DISTRIBUTION	\$0.00	\$0.00	(\$540.43)	\$0.00	\$540.43	
	<b>Subtotal Non-Departmental:</b>	<b>\$0.00</b>	<b>\$1,191.72</b>	<b>\$7,742.51</b>	<b>\$0.00</b>	<b>(\$7,742.51)</b>	<b>0.00%</b>
	<b>TOTAL REVENUES - :</b>	<b>\$0.00</b>	<b>\$1,191.72</b>	<b>\$7,742.51</b>	<b>\$0.00</b>	<b>(\$7,742.51)</b>	<b>0.00%</b>
	<b><u>EXPENDITURES</u></b>						
	<i>Non-Departmental</i>						
422-00-5390	DISTRIBUTIONS	\$0.00	\$1,191.72	\$7,742.51	\$0.00	(\$7,742.51)	
	<b>Subtotal Non-Departmental:</b>	<b>\$0.00</b>	<b>\$1,191.72</b>	<b>\$7,742.51</b>	<b>\$0.00</b>	<b>(\$7,742.51)</b>	<b>0.00%</b>
	<b>TOTAL EXPENDITURES - :</b>	<b>\$0.00</b>	<b>\$1,191.72</b>	<b>\$7,742.51</b>	<b>\$0.00</b>	<b>(\$7,742.51)</b>	<b>0.00%</b>
	<b>YTD Revenue Less Expenses : REDFIELD GENERAL</b>			<b>\$0.00</b>			

# Revenue and Expense Report

Bourbon County

YEAR : 2026 PERIOD : 3 FUND: All DEPT: All SUB-DEPT: All  
 ACCOUNT RANGE : 0 - 9999999999

AS OF : 3/31/2026

Ledger ID	Ledger Description	Current Budget	Current Act	YTD Act	Encumbrances YTD	Remaining	Percent
432	<u>UNIONTOWN GENERAL</u>						
	<u>REVENUES</u>						
	<i>00 Non-Departmental</i>						
432-00-4101	CURRENT TAX DIST	\$0.00	\$2,223.76	\$27,535.21	\$0.00	(\$27,535.21)	
432-00-4102	MOTOR VEHICLE TAX DIST	\$0.00	\$781.43	\$1,894.70	\$0.00	(\$1,894.70)	
432-00-4105	DELINQ R.E. DIST	\$0.00	\$143.62	\$213.64	\$0.00	(\$213.64)	
432-00-4107	HEAVY TRUCK TAX DIST	\$0.00	\$11.51	\$324.00	\$0.00	(\$324.00)	
432-00-4211	NRP DISTRIBUTION	\$0.00	\$0.00	(\$1,029.62)	\$0.00	\$1,029.62	
	<b>Subtotal Non-Departmental:</b>	<b>\$0.00</b>	<b>\$3,160.32</b>	<b>\$28,937.93</b>	<b>\$0.00</b>	<b>(\$28,937.93)</b>	<b>0.00%</b>
	<b>TOTAL REVENUES - :</b>	<b>\$0.00</b>	<b>\$3,160.32</b>	<b>\$28,937.93</b>	<b>\$0.00</b>	<b>(\$28,937.93)</b>	<b>0.00%</b>
	<u>EXPENDITURES</u>						
	<i>Non-Departmental</i>						
432-00-5390	DISTRIBUTIONS	\$0.00	\$3,160.32	\$28,937.93	\$0.00	(\$28,937.93)	
	<b>Subtotal Non-Departmental:</b>	<b>\$0.00</b>	<b>\$3,160.32</b>	<b>\$28,937.93</b>	<b>\$0.00</b>	<b>(\$28,937.93)</b>	<b>0.00%</b>
	<b>TOTAL EXPENDITURES - :</b>	<b>\$0.00</b>	<b>\$3,160.32</b>	<b>\$28,937.93</b>	<b>\$0.00</b>	<b>(\$28,937.93)</b>	<b>0.00%</b>
	<b>YTD Revenue Less Expenses : UNIONTOWN GENERAL</b>			<b>\$0.00</b>			

# Revenue and Expense Report

Bourbon County

YEAR : 2026 PERIOD : 3 FUND: All DEPT: All SUB-DEPT: All  
 ACCOUNT RANGE : 0 - 9999999999

AS OF : 3/31/2026

Ledger ID	Ledger Description	Current Budget	Current Act	YTD Act	Encumbrances YTD	Remaining	Percent
<b>442</b>	<b><u>DRYWOOD GENERAL</u></b>						
	<b><u>REVENUES</u></b>						
	<b>00 Non-Departmental</b>						
442-00-4010	KCOVRS IRP DISTRIBUTION FE	\$0.00	\$0.28	\$0.28	\$0.00	(\$0.28)	
442-00-4101	CURRENT TAX DIST	\$0.00	\$146.91	\$5,005.20	\$0.00	(\$5,005.20)	
442-00-4102	MOTOR VEHICLE TAX DIST	\$0.00	\$43.98	\$199.77	\$0.00	(\$199.77)	
442-00-4103	RV TAX DIST	\$0.00	\$0.00	\$2.84	\$0.00	(\$2.84)	
442-00-4105	DELINQ R.E. DIST	\$0.00	\$2.32	\$13.91	\$0.00	(\$13.91)	
442-00-4107	HEAVY TRUCK TAX DIST	\$0.00	\$3.29	\$38.45	\$0.00	(\$38.45)	
	<b>Subtotal Non-Departmental:</b>	<b>\$0.00</b>	<b>\$196.78</b>	<b>\$5,260.45</b>	<b>\$0.00</b>	<b>(\$5,260.45)</b>	<b>0.00%</b>
	<b>TOTAL REVENUES - :</b>	<b>\$0.00</b>	<b>\$196.78</b>	<b>\$5,260.45</b>	<b>\$0.00</b>	<b>(\$5,260.45)</b>	<b>0.00%</b>
	<b><u>EXPENDITURES</u></b>						
	<b>Non-Departmental</b>						
442-00-5390	DISTRIBUTIONS	\$0.00	\$196.78	\$5,260.45	\$0.00	(\$5,260.45)	
	<b>Subtotal Non-Departmental:</b>	<b>\$0.00</b>	<b>\$196.78</b>	<b>\$5,260.45</b>	<b>\$0.00</b>	<b>(\$5,260.45)</b>	<b>0.00%</b>
	<b>TOTAL EXPENDITURES - :</b>	<b>\$0.00</b>	<b>\$196.78</b>	<b>\$5,260.45</b>	<b>\$0.00</b>	<b>(\$5,260.45)</b>	<b>0.00%</b>
	<b>YTD Revenue Less Expenses : DRYWOOD GENERAL</b>			<b>\$0.00</b>			

# Revenue and Expense Report

Bourbon County

YEAR : 2026 PERIOD : 3 FUND: All DEPT: All SUB-DEPT: All  
 ACCOUNT RANGE : 0 - 9999999999

AS OF : 3/31/2026

Ledger ID	Ledger Description	Current Budget	Current Act	YTD Act	Encumbrances YTD	Remaining	Percent
444	<u>DRYWOOD LIGHT DIST</u>						
	<u>REVENUES</u>						
	<i>00 Non-Departmental</i>						
444-00-4101	CURRENT TAX DIST	\$0.00	\$57.91	\$435.21	\$0.00	(\$435.21)	
444-00-4102	MOTOR VEHICLE TAX DIST	\$0.00	\$3.53	\$53.92	\$0.00	(\$53.92)	
444-00-4105	DELINQ R.E. DIST	\$0.00	\$0.00	\$6.00	\$0.00	(\$6.00)	
444-00-4107	HEAVY TRUCK TAX DIST	\$0.00	\$0.73	\$0.73	\$0.00	(\$0.73)	
	<b>Subtotal Non-Departmental:</b>	<b>\$0.00</b>	<b>\$62.17</b>	<b>\$495.86</b>	<b>\$0.00</b>	<b>(\$495.86)</b>	<b>0.00%</b>
	<b>TOTAL REVENUES - :</b>	<b>\$0.00</b>	<b>\$62.17</b>	<b>\$495.86</b>	<b>\$0.00</b>	<b>(\$495.86)</b>	<b>0.00%</b>
	<u>EXPENDITURES</u>						
	<i>Non-Departmental</i>						
444-00-5390	DISTRIBUTIONS	\$0.00	\$62.17	\$495.86	\$0.00	(\$495.86)	
	<b>Subtotal Non-Departmental:</b>	<b>\$0.00</b>	<b>\$62.17</b>	<b>\$495.86</b>	<b>\$0.00</b>	<b>(\$495.86)</b>	<b>0.00%</b>
	<b>TOTAL EXPENDITURES - :</b>	<b>\$0.00</b>	<b>\$62.17</b>	<b>\$495.86</b>	<b>\$0.00</b>	<b>(\$495.86)</b>	<b>0.00%</b>
	<b>YTD Revenue Less Expenses : DRYWOOD LIGHT DIST</b>			<b>\$0.00</b>			

# Revenue and Expense Report

Bourbon County

YEAR : 2026 PERIOD : 3 FUND: All DEPT: All SUB-DEPT: All  
 ACCOUNT RANGE : 0 - 9999999999

AS OF : 3/31/2026

Ledger ID	Ledger Description	Current Budget	Current Act	YTD Act	Encumbrances YTD	Remaining	Percent
446	<b>FRANKLIN GENERAL</b>						
	<b>REVENUES</b>						
	<i>00 Non-Departmental</i>						
446-00-4010	KCOVRS IRP DISTRIBUTION FE	\$0.00	\$0.98	\$0.98	\$0.00	(\$0.98)	
446-00-4101	CURRENT TAX DIST	\$0.00	\$267.24	\$3,708.67	\$0.00	(\$3,708.67)	
446-00-4102	MOTOR VEHICLE TAX DIST	\$0.00	\$46.78	\$110.08	\$0.00	(\$110.08)	
446-00-4103	RV TAX DIST	\$0.00	\$0.00	\$0.21	\$0.00	(\$0.21)	
446-00-4104	DELINQ P.P. DIST	\$0.00	\$12.66	\$17.48	\$0.00	(\$17.48)	
446-00-4105	DELINQ R.E. DIST	\$0.00	\$9.52	\$26.23	\$0.00	(\$26.23)	
446-00-4107	HEAVY TRUCK TAX DIST	\$0.00	\$0.47	\$40.82	\$0.00	(\$40.82)	
	<b>Subtotal Non-Departmental:</b>	<b>\$0.00</b>	<b>\$337.65</b>	<b>\$3,904.47</b>	<b>\$0.00</b>	<b>(\$3,904.47)</b>	<b>0.00%</b>
	<b>TOTAL REVENUES - :</b>	<b>\$0.00</b>	<b>\$337.65</b>	<b>\$3,904.47</b>	<b>\$0.00</b>	<b>(\$3,904.47)</b>	<b>0.00%</b>
	<b>EXPENDITURES</b>						
	<i>Non-Departmental</i>						
446-00-5390	DISTRIBUTIONS	\$0.00	\$337.65	\$3,904.47	\$0.00	(\$3,904.47)	
	<b>Subtotal Non-Departmental:</b>	<b>\$0.00</b>	<b>\$337.65</b>	<b>\$3,904.47</b>	<b>\$0.00</b>	<b>(\$3,904.47)</b>	<b>0.00%</b>
	<b>TOTAL EXPENDITURES - :</b>	<b>\$0.00</b>	<b>\$337.65</b>	<b>\$3,904.47</b>	<b>\$0.00</b>	<b>(\$3,904.47)</b>	<b>0.00%</b>
	<b>YTD Revenue Less Expenses : FRANKLIN GENERAL</b>			<b>\$0.00</b>			

# Revenue and Expense Report

Bourbon County

YEAR : 2026 PERIOD : 3 FUND: All DEPT: All SUB-DEPT: All  
 ACCOUNT RANGE : 0 - 999999999

AS OF : 3/31/2026

Ledger ID	Ledger Description	Current Budget	Current Act	YTD Act	Encumbrances YTD	Remaining	Percent
450	<u>FREEDOM GENERAL</u>						
	<u>REVENUES</u>						
	<i>00 Non-Departmental</i>						
450-00-4010	KCOVRS IRP DISTRIBUTION FE	\$0.00	\$0.15	\$0.15	\$0.00	(\$0.15)	
450-00-4050	KCOVRS INTRA DISTRIBUTION	\$0.00	\$0.23	\$0.23	\$0.00	(\$0.23)	
450-00-4101	CURRENT TAX DIST	\$0.00	\$41.72	\$833.95	\$0.00	(\$833.95)	
450-00-4102	MOTOR VEHICLE TAX DIST	\$0.00	\$11.31	\$29.06	\$0.00	(\$29.06)	
450-00-4103	RV TAX DIST	\$0.00	\$0.63	\$0.67	\$0.00	(\$0.67)	
450-00-4104	DELINQ P.P. DIST	\$0.00	\$0.00	\$0.16	\$0.00	(\$0.16)	
450-00-4105	DELINQ R.E. DIST	\$0.00	\$0.84	\$1.43	\$0.00	(\$1.43)	
450-00-4107	HEAVY TRUCK TAX DIST	\$0.00	\$0.50	\$9.34	\$0.00	(\$9.34)	
	<b>Subtotal Non-Departmental:</b>	<b>\$0.00</b>	<b>\$55.38</b>	<b>\$874.99</b>	<b>\$0.00</b>	<b>(\$874.99)</b>	<b>0.00%</b>
	<b>TOTAL REVENUES - :</b>	<b>\$0.00</b>	<b>\$55.38</b>	<b>\$874.99</b>	<b>\$0.00</b>	<b>(\$874.99)</b>	<b>0.00%</b>
	<u>EXPENDITURES</u>						
	<i>Non-Departmental</i>						
450-00-5390	DISTRIBUTIONS	\$0.00	\$55.38	\$874.99	\$0.00	(\$874.99)	
	<b>Subtotal Non-Departmental:</b>	<b>\$0.00</b>	<b>\$55.38</b>	<b>\$874.99</b>	<b>\$0.00</b>	<b>(\$874.99)</b>	<b>0.00%</b>
	<b>TOTAL EXPENDITURES - :</b>	<b>\$0.00</b>	<b>\$55.38</b>	<b>\$874.99</b>	<b>\$0.00</b>	<b>(\$874.99)</b>	<b>0.00%</b>
	<b>YTD Revenue Less Expenses : FREEDOM GENERAL</b>			<b>\$0.00</b>			

# Revenue and Expense Report

Bourbon County

YEAR : 2026 PERIOD : 3 FUND: All DEPT: All SUB-DEPT: All  
 ACCOUNT RANGE : 0 - 9999999999

AS OF : 3/31/2026

Ledger ID	Ledger Description	Current Budget	Current Act	YTD Act	Encumbrances YTD	Remaining	Percent
<b>452</b>	<b><u>MARION GENERAL</u></b>						
	<b><u>REVENUES</u></b>						
	<b>00 Non-Departmental</b>						
452-00-4010	KCOVRS IRP DISTRIBUTION FE	\$0.00	\$13.76	\$13.76	\$0.00	(\$13.76)	
452-00-4050	KCOVRS INTRA DISTRIBUTION	\$0.00	\$18.76	\$18.76	\$0.00	(\$18.76)	
452-00-4101	CURRENT TAX DIST	\$0.00	\$1,516.71	\$22,323.63	\$0.00	(\$22,323.63)	
452-00-4102	MOTOR VEHICLE TAX DIST	\$0.00	\$256.91	\$660.66	\$0.00	(\$660.66)	
452-00-4103	RV TAX DIST	\$0.00	\$0.00	\$9.45	\$0.00	(\$9.45)	
452-00-4104	DELINQ P.P. DIST	\$0.00	\$0.00	\$0.61	\$0.00	(\$0.61)	
452-00-4105	DELINQ R.E. DIST	\$0.00	\$85.43	\$231.15	\$0.00	(\$231.15)	
452-00-4107	HEAVY TRUCK TAX DIST	\$0.00	\$46.66	\$291.28	\$0.00	(\$291.28)	
	<b>Subtotal Non-Departmental:</b>	<b>\$0.00</b>	<b>\$1,938.23</b>	<b>\$23,549.30</b>	<b>\$0.00</b>	<b>(\$23,549.30)</b>	<b>0.00%</b>
	<b>TOTAL REVENUES - :</b>	<b>\$0.00</b>	<b>\$1,938.23</b>	<b>\$23,549.30</b>	<b>\$0.00</b>	<b>(\$23,549.30)</b>	<b>0.00%</b>
	<b><u>EXPENDITURES</u></b>						
	<b>Non-Departmental</b>						
452-00-5390	DISTRIBUTIONS	\$0.00	\$1,938.23	\$23,549.30	\$0.00	(\$23,549.30)	
	<b>Subtotal Non-Departmental:</b>	<b>\$0.00</b>	<b>\$1,938.23</b>	<b>\$23,549.30</b>	<b>\$0.00</b>	<b>(\$23,549.30)</b>	<b>0.00%</b>
	<b>TOTAL EXPENDITURES - :</b>	<b>\$0.00</b>	<b>\$1,938.23</b>	<b>\$23,549.30</b>	<b>\$0.00</b>	<b>(\$23,549.30)</b>	<b>0.00%</b>
	<b>YTD Revenue Less Expenses : MARION GENERAL</b>			<b>\$0.00</b>			

# Revenue and Expense Report

Bourbon County

YEAR : 2026    PERIOD : 3    FUND: All    DEPT: All    SUB-DEPT: All  
 ACCOUNT RANGE : 0 - 9999999999

AS OF : 3/31/2026

Ledger ID	Ledger Description	Current Budget	Current Act	YTD Act	Encumbrances YTD	Remaining	Percent
466	<u>MARMATON GENERAL</u>						
	<u>REVENUES</u>						
	<i>00 Non-Departmental</i>						
466-00-4101	CURRENT TAX DIST	\$0.00	\$0.04	\$2.46	\$0.00	(\$2.46)	
466-00-4104	DELINQ P.P. DIST	\$0.00	\$0.00	\$0.08	\$0.00	(\$0.08)	
466-00-4105	DELINQ R.E. DIST	\$0.00	\$0.02	\$0.02	\$0.00	(\$0.02)	
	<b>Subtotal Non-Departmental:</b>	<b>\$0.00</b>	<b>\$0.06</b>	<b>\$2.56</b>	<b>\$0.00</b>	<b>(\$2.56)</b>	<b>0.00%</b>
	<b>TOTAL REVENUES - :</b>	<b>\$0.00</b>	<b>\$0.06</b>	<b>\$2.56</b>	<b>\$0.00</b>	<b>(\$2.56)</b>	<b>0.00%</b>
	<u>EXPENDITURES</u>						
	<i>Non-Departmental</i>						
466-00-5390	DISTRIBUTIONS	\$0.00	\$0.06	\$2.56	\$0.00	(\$2.56)	
	<b>Subtotal Non-Departmental:</b>	<b>\$0.00</b>	<b>\$0.06</b>	<b>\$2.56</b>	<b>\$0.00</b>	<b>(\$2.56)</b>	<b>0.00%</b>
	<b>TOTAL EXPENDITURES - :</b>	<b>\$0.00</b>	<b>\$0.06</b>	<b>\$2.56</b>	<b>\$0.00</b>	<b>(\$2.56)</b>	<b>0.00%</b>
	<b>YTD Revenue Less Expenses : MARMATON GENERAL</b>			<b>\$0.00</b>			

# Revenue and Expense Report

Bourbon County

YEAR : 2026 PERIOD : 3 FUND: All DEPT: All SUB-DEPT: All  
 ACCOUNT RANGE : 0 - 9999999999

AS OF : 3/31/2026

Ledger ID	Ledger Description	Current Budget	Current Act	YTD Act	Encumbrances YTD	Remaining	Percent
468	<b><u>MARMATON CEMETERY</u></b>						
	<b><u>REVENUES</u></b>						
	<i>00 Non-Departmental</i>						
468-00-4010	KCOVRS IRP DISTRIBUTION FE	\$0.00	\$2.11	\$2.11	\$0.00	(\$2.11)	
468-00-4050	KCOVRS INTRA DISTRIBUTION	\$0.00	\$18.01	\$18.39	\$0.00	(\$18.39)	
468-00-4101	CURRENT TAX DIST	\$0.00	\$366.85	\$5,652.65	\$0.00	(\$5,652.65)	
468-00-4102	MOTOR VEHICLE TAX DIST	\$0.00	\$63.99	\$243.69	\$0.00	(\$243.69)	
468-00-4103	RV TAX DIST	\$0.00	\$0.68	\$1.94	\$0.00	(\$1.94)	
468-00-4104	DELINQ P.P. DIST	\$0.00	\$0.00	\$0.58	\$0.00	(\$0.58)	
468-00-4105	DELINQ R.E. DIST	\$0.00	\$8.73	\$40.58	\$0.00	(\$40.58)	
468-00-4107	HEAVY TRUCK TAX DIST	\$0.00	\$6.02	\$36.50	\$0.00	(\$36.50)	
	<b>Subtotal Non-Departmental:</b>	<b>\$0.00</b>	<b>\$466.39</b>	<b>\$5,996.44</b>	<b>\$0.00</b>	<b>(\$5,996.44)</b>	<b>0.00%</b>
	<b>TOTAL REVENUES - :</b>	<b>\$0.00</b>	<b>\$466.39</b>	<b>\$5,996.44</b>	<b>\$0.00</b>	<b>(\$5,996.44)</b>	<b>0.00%</b>
	<b><u>EXPENDITURES</u></b>						
	<i>Non-Departmental</i>						
468-00-5390	DISTRIBUTIONS	\$0.00	\$466.39	\$5,996.44	\$0.00	(\$5,996.44)	
	<b>Subtotal Non-Departmental:</b>	<b>\$0.00</b>	<b>\$466.39</b>	<b>\$5,996.44</b>	<b>\$0.00</b>	<b>(\$5,996.44)</b>	<b>0.00%</b>
	<b>TOTAL EXPENDITURES - :</b>	<b>\$0.00</b>	<b>\$466.39</b>	<b>\$5,996.44</b>	<b>\$0.00</b>	<b>(\$5,996.44)</b>	<b>0.00%</b>
	<b>YTD Revenue Less Expenses : MARMATON CEMETERY</b>			<b>\$0.00</b>			

# Revenue and Expense Report

Bourbon County

YEAR : 2026 PERIOD : 3 FUND: All DEPT: All SUB-DEPT: All  
 ACCOUNT RANGE : 0 - 9999999999

AS OF : 3/31/2026

Ledger ID	Ledger Description	Current Budget	Current Act	YTD Act	Encumbrances YTD	Remaining	Percent
470	<u>MILLCREEK GENERAL</u>						
	<u>REVENUES</u>						
	<i>00 Non-Departmental</i>						
470-00-4010	KCOVRS IRP DISTRIBUTION FE	\$0.00	\$1.95	\$1.95	\$0.00	(\$1.95)	
470-00-4050	KCOVRS INTRA DISTRIBUTION	\$0.00	\$17.24	\$17.24	\$0.00	(\$17.24)	
470-00-4101	CURRENT TAX DIST	\$0.00	\$232.74	\$2,140.26	\$0.00	(\$2,140.26)	
470-00-4102	MOTOR VEHICLE TAX DIST	\$0.00	\$32.97	\$85.91	\$0.00	(\$85.91)	
470-00-4103	RV TAX DIST	\$0.00	\$1.59	\$1.76	\$0.00	(\$1.76)	
470-00-4105	DELINQ R.E. DIST	\$0.00	\$3.40	\$17.79	\$0.00	(\$17.79)	
470-00-4107	HEAVY TRUCK TAX DIST	\$0.00	\$10.18	\$38.05	\$0.00	(\$38.05)	
	<b>Subtotal Non-Departmental:</b>	<b>\$0.00</b>	<b>\$300.07</b>	<b>\$2,302.96</b>	<b>\$0.00</b>	<b>(\$2,302.96)</b>	<b>0.00%</b>
	<b>TOTAL REVENUES - :</b>	<b>\$0.00</b>	<b>\$300.07</b>	<b>\$2,302.96</b>	<b>\$0.00</b>	<b>(\$2,302.96)</b>	<b>0.00%</b>
	<u>EXPENDITURES</u>						
	<i>Non-Departmental</i>						
470-00-5390	DISTRIBUTIONS	\$0.00	\$300.07	\$2,302.96	\$0.00	(\$2,302.96)	
	<b>Subtotal Non-Departmental:</b>	<b>\$0.00</b>	<b>\$300.07</b>	<b>\$2,302.96</b>	<b>\$0.00</b>	<b>(\$2,302.96)</b>	<b>0.00%</b>
	<b>TOTAL EXPENDITURES - :</b>	<b>\$0.00</b>	<b>\$300.07</b>	<b>\$2,302.96</b>	<b>\$0.00</b>	<b>(\$2,302.96)</b>	<b>0.00%</b>
	<b>YTD Revenue Less Expenses : MILLCREEK GENERAL</b>			<b>\$0.00</b>			

# Revenue and Expense Report

Bourbon County

YEAR : 2026 PERIOD : 3 FUND: All DEPT: All SUB-DEPT: All  
 ACCOUNT RANGE : 0 - 9999999999

AS OF : 3/31/2026

Ledger ID	Ledger Description	Current Budget	Current Act	YTD Act	Encumbrances YTD	Remaining	Percent
472	<u>OSAGE GENERAL</u>						
	<u>REVENUES</u>						
	<i>00 Non-Departmental</i>						
472-00-4010	KCOVERS IRP DISTRIBUTION FE	\$0.00	\$0.02	\$0.27	\$0.00	(\$0.27)	
472-00-4101	CURRENT TAX DIST	\$0.00	\$66.12	\$1,036.69	\$0.00	(\$1,036.69)	
472-00-4102	MOTOR VEHICLE TAX DIST	\$0.00	\$4.84	\$23.67	\$0.00	(\$23.67)	
472-00-4103	RV TAX DIST	\$0.00	\$0.20	\$0.53	\$0.00	(\$0.53)	
472-00-4104	DELINQ P.P. DIST	\$0.00	(\$2.00)	(\$1.97)	\$0.00	\$1.97	
472-00-4105	DELINQ R.E. DIST	\$0.00	\$2.20	\$2.20	\$0.00	(\$2.20)	
472-00-4107	HEAVY TRUCK TAX DIST	\$0.00	\$0.67	\$9.02	\$0.00	(\$9.02)	
	<b>Subtotal Non-Departmental:</b>	<b>\$0.00</b>	<b>\$72.05</b>	<b>\$1,070.41</b>	<b>\$0.00</b>	<b>(\$1,070.41)</b>	<b>0.00%</b>
	<b>TOTAL REVENUES - :</b>	<b>\$0.00</b>	<b>\$72.05</b>	<b>\$1,070.41</b>	<b>\$0.00</b>	<b>(\$1,070.41)</b>	<b>0.00%</b>
	<u>EXPENDITURES</u>						
	<i>Non-Departmental</i>						
472-00-5390	DISTRIBUTIONS	\$0.00	\$72.05	\$1,070.41	\$0.00	(\$1,070.41)	
	<b>Subtotal Non-Departmental:</b>	<b>\$0.00</b>	<b>\$72.05</b>	<b>\$1,070.41</b>	<b>\$0.00</b>	<b>(\$1,070.41)</b>	<b>0.00%</b>
	<b>TOTAL EXPENDITURES - :</b>	<b>\$0.00</b>	<b>\$72.05</b>	<b>\$1,070.41</b>	<b>\$0.00</b>	<b>(\$1,070.41)</b>	<b>0.00%</b>
	<b>YTD Revenue Less Expenses : OSAGE GENERAL</b>			<b>\$0.00</b>			

# Revenue and Expense Report

Bourbon County

YEAR : 2026 PERIOD : 3 FUND: All DEPT: All SUB-DEPT: All  
 ACCOUNT RANGE : 0 - 9999999999

AS OF : 3/31/2026

Ledger ID	Ledger Description	Current Budget	Current Act	YTD Act	Encumbrances YTD	Remaining	Percent
476	<u>PAWNEE GENERAL</u>						
	<u>REVENUES</u>						
	<i>00 Non-Departmental</i>						
476-00-4101	CURRENT TAX DIST	\$0.00	\$90.44	\$4,031.93	\$0.00	(\$4,031.93)	
476-00-4102	MOTOR VEHICLE TAX DIST	\$0.00	\$3.87	\$31.26	\$0.00	(\$31.26)	
476-00-4103	RV TAX DIST	\$0.00	\$0.00	\$0.18	\$0.00	(\$0.18)	
476-00-4105	DELINQ R.E. DIST	\$0.00	\$5.23	\$5.23	\$0.00	(\$5.23)	
476-00-4107	HEAVY TRUCK TAX DIST	\$0.00	\$3.49	\$10.63	\$0.00	(\$10.63)	
	<b>Subtotal Non-Departmental:</b>	<b>\$0.00</b>	<b>\$103.03</b>	<b>\$4,079.23</b>	<b>\$0.00</b>	<b>(\$4,079.23)</b>	<b>0.00%</b>
	<b>TOTAL REVENUES - :</b>	<b>\$0.00</b>	<b>\$103.03</b>	<b>\$4,079.23</b>	<b>\$0.00</b>	<b>(\$4,079.23)</b>	<b>0.00%</b>
	<u>EXPENDITURES</u>						
	<i>Non-Departmental</i>						
476-00-5390	DISTRIBUTIONS	\$0.00	\$103.03	\$4,079.23	\$0.00	(\$4,079.23)	
	<b>Subtotal Non-Departmental:</b>	<b>\$0.00</b>	<b>\$103.03</b>	<b>\$4,079.23</b>	<b>\$0.00</b>	<b>(\$4,079.23)</b>	<b>0.00%</b>
	<b>TOTAL EXPENDITURES - :</b>	<b>\$0.00</b>	<b>\$103.03</b>	<b>\$4,079.23</b>	<b>\$0.00</b>	<b>(\$4,079.23)</b>	<b>0.00%</b>
	<b>YTD Revenue Less Expenses : PAWNEE GENERAL</b>			<b>\$0.00</b>			

# Revenue and Expense Report

Bourbon County

YEAR : 2026 PERIOD : 3 FUND: All DEPT: All SUB-DEPT: All  
 ACCOUNT RANGE : 0 - 9999999999

AS OF : 3/31/2026

Ledger ID	Ledger Description	Current Budget	Current Act	YTD Act	Encumbrances YTD	Remaining	Percent
478	<u>PAWNEE CEMETERY</u>						
	<u>REVENUES</u>						
	<i>00 Non-Departmental</i>						
478-00-4101	CURRENT TAX DIST	\$0.00	\$57.65	\$1,305.05	\$0.00	(\$1,305.05)	
478-00-4102	MOTOR VEHICLE TAX DIST	\$0.00	\$77.27	\$212.43	\$0.00	(\$212.43)	
478-00-4103	RV TAX DIST	\$0.00	\$0.00	\$0.91	\$0.00	(\$0.91)	
478-00-4105	DELINQ R.E. DIST	\$0.00	\$16.30	\$16.30	\$0.00	(\$16.30)	
478-00-4107	HEAVY TRUCK TAX DIST	\$0.00	\$17.22	\$52.40	\$0.00	(\$52.40)	
	<b>Subtotal Non-Departmental:</b>	<b>\$0.00</b>	<b>\$168.44</b>	<b>\$1,587.09</b>	<b>\$0.00</b>	<b>(\$1,587.09)</b>	<b>0.00%</b>
	<b>TOTAL REVENUES - :</b>	<b>\$0.00</b>	<b>\$168.44</b>	<b>\$1,587.09</b>	<b>\$0.00</b>	<b>(\$1,587.09)</b>	<b>0.00%</b>
	<u>EXPENDITURES</u>						
	<i>Non-Departmental</i>						
478-00-5390	DISTRIBUTIONS	\$0.00	\$168.44	\$1,587.09	\$0.00	(\$1,587.09)	
	<b>Subtotal Non-Departmental:</b>	<b>\$0.00</b>	<b>\$168.44</b>	<b>\$1,587.09</b>	<b>\$0.00</b>	<b>(\$1,587.09)</b>	<b>0.00%</b>
	<b>TOTAL EXPENDITURES - :</b>	<b>\$0.00</b>	<b>\$168.44</b>	<b>\$1,587.09</b>	<b>\$0.00</b>	<b>(\$1,587.09)</b>	<b>0.00%</b>
	<b>YTD Revenue Less Expenses : PAWNEE CEMETERY</b>			<b>\$0.00</b>			

# Revenue and Expense Report

Bourbon County

YEAR : 2026    PERIOD : 3    FUND: All    DEPT: All    SUB-DEPT: All  
 ACCOUNT RANGE : 0 - 9999999999

AS OF : 3/31/2026

Ledger ID	Ledger Description	Current Budget	Current Act	YTD Act	Encumbrances YTD	Remaining	Percent
480	<u>SCOTT GENERAL</u>						
	<u>REVENUES</u>						
	00 Non-Departmental						
480-00-4105	DELINQ R.E. DIST	\$0.00	\$0.12	\$0.18	\$0.00	(\$0.18)	
	Subtotal Non-Departmental:	\$0.00	\$0.12	\$0.18	\$0.00	(\$0.18)	0.00%
	TOTAL REVENUES - :	\$0.00	\$0.12	\$0.18	\$0.00	(\$0.18)	0.00%
	<u>EXPENDITURES</u>						
	Non-Departmental						
480-00-5390	DISTRIBUTIONS	\$0.00	\$0.12	\$0.18	\$0.00	(\$0.18)	
	Subtotal Non-Departmental:	\$0.00	\$0.12	\$0.18	\$0.00	(\$0.18)	0.00%
	TOTAL EXPENDITURES - :	\$0.00	\$0.12	\$0.18	\$0.00	(\$0.18)	0.00%
	YTD Revenue Less Expenses : SCOTT GENERAL			\$0.00			

# Revenue and Expense Report

Bourbon County

YEAR : 2026 PERIOD : 3 FUND: All DEPT: All SUB-DEPT: All  
 ACCOUNT RANGE : 0 - 9999999999

AS OF : 3/31/2026

Ledger ID	Ledger Description	Current Budget	Current Act	YTD Act	Encumbrances YTD	Remaining	Percent
482	<u>SCOTT CEMETERY</u>						
	<u>REVENUES</u>						
	<i>00 Non-Departmental</i>						
482-00-4010	KCOVRS IRP DISTRIBUTION FE	\$0.00	\$0.00	\$1.29	\$0.00	(\$1.29)	
482-00-4050	KCOVRS INTRA DISTRIBUTION	\$0.00	\$0.00	\$0.21	\$0.00	(\$0.21)	
482-00-4101	CURRENT TAX DIST	\$0.00	\$269.80	\$5,415.61	\$0.00	(\$5,415.61)	
482-00-4102	MOTOR VEHICLE TAX DIST	\$0.00	\$0.00	\$123.60	\$0.00	(\$123.60)	
482-00-4103	RV TAX DIST	\$0.00	\$0.00	\$1.67	\$0.00	(\$1.67)	
482-00-4104	DELINQ P.P. DIST	\$0.00	\$2.23	\$2.23	\$0.00	(\$2.23)	
482-00-4105	DELINQ R.E. DIST	\$0.00	\$13.58	\$27.30	\$0.00	(\$27.30)	
482-00-4107	HEAVY TRUCK TAX DIST	\$0.00	\$7.91	\$34.12	\$0.00	(\$34.12)	
	<b>Subtotal Non-Departmental:</b>	<b>\$0.00</b>	<b>\$293.52</b>	<b>\$5,606.03</b>	<b>\$0.00</b>	<b>(\$5,606.03)</b>	<b>0.00%</b>
	<b>TOTAL REVENUES - :</b>	<b>\$0.00</b>	<b>\$293.52</b>	<b>\$5,606.03</b>	<b>\$0.00</b>	<b>(\$5,606.03)</b>	<b>0.00%</b>
	<u>EXPENDITURES</u>						
	<i>Non-Departmental</i>						
482-00-5390	DISTRIBUTIONS	\$0.00	\$293.52	\$5,606.03	\$0.00	(\$5,606.03)	
	<b>Subtotal Non-Departmental:</b>	<b>\$0.00</b>	<b>\$293.52</b>	<b>\$5,606.03</b>	<b>\$0.00</b>	<b>(\$5,606.03)</b>	<b>0.00%</b>
	<b>TOTAL EXPENDITURES - :</b>	<b>\$0.00</b>	<b>\$293.52</b>	<b>\$5,606.03</b>	<b>\$0.00</b>	<b>(\$5,606.03)</b>	<b>0.00%</b>
	<b>YTD Revenue Less Expenses : SCOTT CEMETERY</b>			<b>\$0.00</b>			

# Revenue and Expense Report

Bourbon County

YEAR : 2026 PERIOD : 3 FUND: All DEPT: All SUB-DEPT: All  
 ACCOUNT RANGE : 0 - 9999999999

AS OF : 3/31/2026

Ledger ID	Ledger Description	Current Budget	Current Act	YTD Act	Encumbrances YTD	Remaining	Percent
484	<u>TIMBERHILL GENERAL</u>						
	<u>REVENUES</u>						
	<i>00 Non-Departmental</i>						
484-00-4101	CURRENT TAX DIST	\$0.00	\$13.57	\$205.20	\$0.00	(\$205.20)	
484-00-4102	MOTOR VEHICLE TAX DIST	\$0.00	\$2.91	\$6.56	\$0.00	(\$6.56)	
484-00-4104	DELINQ P.P. DIST	\$0.00	\$0.04	\$0.04	\$0.00	(\$0.04)	
484-00-4105	DELINQ R.E. DIST	\$0.00	\$2.40	\$2.45	\$0.00	(\$2.45)	
484-00-4107	HEAVY TRUCK TAX DIST	\$0.00	\$1.66	\$2.34	\$0.00	(\$2.34)	
	<b>Subtotal Non-Departmental:</b>	<b>\$0.00</b>	<b>\$20.58</b>	<b>\$216.59</b>	<b>\$0.00</b>	<b>(\$216.59)</b>	<b>0.00%</b>
	<b>TOTAL REVENUES - :</b>	<b>\$0.00</b>	<b>\$20.58</b>	<b>\$216.59</b>	<b>\$0.00</b>	<b>(\$216.59)</b>	<b>0.00%</b>
	<u>EXPENDITURES</u>						
	<i>Non-Departmental</i>						
484-00-5390	DISTRIBUTIONS	\$0.00	\$20.58	\$216.59	\$0.00	(\$216.59)	
	<b>Subtotal Non-Departmental:</b>	<b>\$0.00</b>	<b>\$20.58</b>	<b>\$216.59</b>	<b>\$0.00</b>	<b>(\$216.59)</b>	<b>0.00%</b>
	<b>TOTAL EXPENDITURES - :</b>	<b>\$0.00</b>	<b>\$20.58</b>	<b>\$216.59</b>	<b>\$0.00</b>	<b>(\$216.59)</b>	<b>0.00%</b>
	<b>YTD Revenue Less Expenses : TIMBERHILL GENERAL</b>			<b>\$0.00</b>			

# Revenue and Expense Report

Bourbon County

YEAR : 2026 PERIOD : 3 FUND: All DEPT: All SUB-DEPT: All  
 ACCOUNT RANGE : 0 - 9999999999

AS OF : 3/31/2026

Ledger ID	Ledger Description	Current Budget	Current Act	YTD Act	Encumbrances YTD	Remaining	Percent
488	<u>AVONDALE</u>						
	<u>REVENUES</u>						
	<i>00 Non-Departmental</i>						
488-00-4101	CURRENT TAX DIST	\$0.00	\$109.54	\$999.46	\$0.00	(\$999.46)	
488-00-4102	MOTOR VEHICLE TAX DIST	\$0.00	\$11.62	\$20.31	\$0.00	(\$20.31)	
488-00-4107	HEAVY TRUCK TAX DIST	\$0.00	\$1.78	\$2.09	\$0.00	(\$2.09)	
	<b>Subtotal Non-Departmental:</b>	<b>\$0.00</b>	<b>\$122.94</b>	<b>\$1,021.86</b>	<b>\$0.00</b>	<b>(\$1,021.86)</b>	<b>0.00%</b>
	<b>TOTAL REVENUES - :</b>	<b>\$0.00</b>	<b>\$122.94</b>	<b>\$1,021.86</b>	<b>\$0.00</b>	<b>(\$1,021.86)</b>	<b>0.00%</b>
	<u>EXPENDITURES</u>						
	<i>Non-Departmental</i>						
488-00-5390	DISTRIBUTIONS	\$0.00	\$122.94	\$1,021.86	\$0.00	(\$1,021.86)	
	<b>Subtotal Non-Departmental:</b>	<b>\$0.00</b>	<b>\$122.94</b>	<b>\$1,021.86</b>	<b>\$0.00</b>	<b>(\$1,021.86)</b>	<b>0.00%</b>
	<b>TOTAL EXPENDITURES - :</b>	<b>\$0.00</b>	<b>\$122.94</b>	<b>\$1,021.86</b>	<b>\$0.00</b>	<b>(\$1,021.86)</b>	<b>0.00%</b>
	<b>YTD Revenue Less Expenses : AVONDALE</b>			<b>\$0.00</b>			

# Revenue and Expense Report

Bourbon County

YEAR : 2026 PERIOD : 3 FUND: All DEPT: All SUB-DEPT: All  
 ACCOUNT RANGE : 0 - 9999999999

AS OF : 3/31/2026

Ledger ID	Ledger Description	Current Budget	Current Act	YTD Act	Encumbrances YTD	Remaining	Percent
490	<u>BARNESVILLE</u>						
	<u>REVENUES</u>						
	<i>00 Non-Departmental</i>						
490-00-4101	CURRENT TAX DIST	\$0.00	\$101.64	\$2,090.11	\$0.00	(\$2,090.11)	
490-00-4102	MOTOR VEHICLE TAX DIST	\$0.00	\$3.96	\$26.85	\$0.00	(\$26.85)	
490-00-4107	HEAVY TRUCK TAX DIST	\$0.00	\$0.00	\$28.23	\$0.00	(\$28.23)	
	<b>Subtotal Non-Departmental:</b>	<b>\$0.00</b>	<b>\$105.60</b>	<b>\$2,145.19</b>	<b>\$0.00</b>	<b>(\$2,145.19)</b>	<b>0.00%</b>
	<b>TOTAL REVENUES - :</b>	<b>\$0.00</b>	<b>\$105.60</b>	<b>\$2,145.19</b>	<b>\$0.00</b>	<b>(\$2,145.19)</b>	<b>0.00%</b>
	<u>EXPENDITURES</u>						
	<i>Non-Departmental</i>						
490-00-5390	DISTRIBUTIONS	\$0.00	\$105.60	\$2,145.19	\$0.00	(\$2,145.19)	
	<b>Subtotal Non-Departmental:</b>	<b>\$0.00</b>	<b>\$105.60</b>	<b>\$2,145.19</b>	<b>\$0.00</b>	<b>(\$2,145.19)</b>	<b>0.00%</b>
	<b>TOTAL EXPENDITURES - :</b>	<b>\$0.00</b>	<b>\$105.60</b>	<b>\$2,145.19</b>	<b>\$0.00</b>	<b>(\$2,145.19)</b>	<b>0.00%</b>
	<b>YTD Revenue Less Expenses : BARNESVILLE</b>			<b>\$0.00</b>			

# Revenue and Expense Report

Bourbon County

YEAR : 2026 PERIOD : 3 FUND: All DEPT: All SUB-DEPT: All  
 ACCOUNT RANGE : 0 - 9999999999

AS OF : 3/31/2026

Ledger ID	Ledger Description	Current Budget	Current Act	YTD Act	Encumbrances YTD	Remaining	Percent
492	<u>CENTERVILLE-WEST PLAINS</u>						
	<u>REVENUES</u>						
	<i>00 Non-Departmental</i>						
492-00-4010	KCOVRS IRP DISTRIBUTION FE	\$0.00	\$3.63	\$3.63	\$0.00	(\$3.63)	
492-00-4050	KCOVRS INTRA DISTRIBUTION	\$0.00	\$46.82	\$46.82	\$0.00	(\$46.82)	
492-00-4101	CURRENT TAX DIST	\$0.00	\$615.95	\$6,124.69	\$0.00	(\$6,124.69)	
492-00-4102	MOTOR VEHICLE TAX DIST	\$0.00	\$85.96	\$286.86	\$0.00	(\$286.86)	
492-00-4103	RV TAX DIST	\$0.00	\$3.17	\$3.81	\$0.00	(\$3.81)	
492-00-4105	DELINQ R.E. DIST	\$0.00	\$27.77	\$79.43	\$0.00	(\$79.43)	
492-00-4107	HEAVY TRUCK TAX DIST	\$0.00	\$37.01	\$136.98	\$0.00	(\$136.98)	
	<b>Subtotal Non-Departmental:</b>	<b>\$0.00</b>	<b>\$820.31</b>	<b>\$6,682.22</b>	<b>\$0.00</b>	<b>(\$6,682.22)</b>	<b>0.00%</b>
	<b>TOTAL REVENUES - :</b>	<b>\$0.00</b>	<b>\$820.31</b>	<b>\$6,682.22</b>	<b>\$0.00</b>	<b>(\$6,682.22)</b>	<b>0.00%</b>
	<u>EXPENDITURES</u>						
	<i>Non-Departmental</i>						
492-00-5390	DISTRIBUTIONS	\$0.00	\$820.31	\$6,682.22	\$0.00	(\$6,682.22)	
	<b>Subtotal Non-Departmental:</b>	<b>\$0.00</b>	<b>\$820.31</b>	<b>\$6,682.22</b>	<b>\$0.00</b>	<b>(\$6,682.22)</b>	<b>0.00%</b>
	<b>TOTAL EXPENDITURES - :</b>	<b>\$0.00</b>	<b>\$820.31</b>	<b>\$6,682.22</b>	<b>\$0.00</b>	<b>(\$6,682.22)</b>	<b>0.00%</b>
	<b>YTD Revenue Less Expenses : CENTERVILLE-WEST PLAINS</b>			<b>\$0.00</b>			

# Revenue and Expense Report

Bourbon County

YEAR : 2026 PERIOD : 3 FUND: All DEPT: All SUB-DEPT: All  
 ACCOUNT RANGE : 0 - 9999999999

AS OF : 3/31/2026

Ledger ID	Ledger Description	Current Budget	Current Act	YTD Act	Encumbrances YTD	Remaining	Percent
494	<u>CHAPEL GROVE</u>						
	<u>REVENUES</u>						
	<i>00 Non-Departmental</i>						
494-00-4101	CURRENT TAX DIST	\$0.00	\$49.88	\$1,496.98	\$0.00	(\$1,496.98)	
494-00-4102	MOTOR VEHICLE TAX DIST	\$0.00	\$9.27	\$37.06	\$0.00	(\$37.06)	
494-00-4107	HEAVY TRUCK TAX DIST	\$0.00	\$2.57	\$4.50	\$0.00	(\$4.50)	
	<b>Subtotal Non-Departmental:</b>	<b>\$0.00</b>	<b>\$61.72</b>	<b>\$1,538.54</b>	<b>\$0.00</b>	<b>(\$1,538.54)</b>	<b>0.00%</b>
	<b>TOTAL REVENUES - :</b>	<b>\$0.00</b>	<b>\$61.72</b>	<b>\$1,538.54</b>	<b>\$0.00</b>	<b>(\$1,538.54)</b>	<b>0.00%</b>
	<u>EXPENDITURES</u>						
	<i>Non-Departmental</i>						
494-00-5390	DISTRIBUTIONS	\$0.00	\$61.72	\$1,538.54	\$0.00	(\$1,538.54)	
	<b>Subtotal Non-Departmental:</b>	<b>\$0.00</b>	<b>\$61.72</b>	<b>\$1,538.54</b>	<b>\$0.00</b>	<b>(\$1,538.54)</b>	<b>0.00%</b>
	<b>TOTAL EXPENDITURES - :</b>	<b>\$0.00</b>	<b>\$61.72</b>	<b>\$1,538.54</b>	<b>\$0.00</b>	<b>(\$1,538.54)</b>	<b>0.00%</b>
	<b>YTD Revenue Less Expenses : CHAPEL GROVE</b>			<b>\$0.00</b>			

# Revenue and Expense Report

Bourbon County

YEAR : 2026 PERIOD : 3 FUND: All DEPT: All SUB-DEPT: All  
 ACCOUNT RANGE : 0 - 9999999999

AS OF : 3/31/2026

Ledger ID	Ledger Description	Current Budget	Current Act	YTD Act	Encumbrances YTD	Remaining	Percent
496	<u>CLARKSBURG</u>						
	<u>REVENUES</u>						
	<i>00 Non-Departmental</i>						
496-00-4050	KCOVRS INTRA DISTRIBUTION	\$0.00	\$0.00	\$1.07	\$0.00	(\$1.07)	
496-00-4101	CURRENT TAX DIST	\$0.00	\$266.82	\$4,496.14	\$0.00	(\$4,496.14)	
496-00-4102	MOTOR VEHICLE TAX DIST	\$0.00	\$43.50	\$111.40	\$0.00	(\$111.40)	
496-00-4103	RV TAX DIST	\$0.00	\$0.61	\$4.81	\$0.00	(\$4.81)	
496-00-4105	DELINQ R.E. DIST	\$0.00	\$22.21	\$85.50	\$0.00	(\$85.50)	
496-00-4107	HEAVY TRUCK TAX DIST	\$0.00	\$22.36	\$37.62	\$0.00	(\$37.62)	
	<b>Subtotal Non-Departmental:</b>	<b>\$0.00</b>	<b>\$355.50</b>	<b>\$4,736.54</b>	<b>\$0.00</b>	<b>(\$4,736.54)</b>	<b>0.00%</b>
	<b>TOTAL REVENUES - :</b>	<b>\$0.00</b>	<b>\$355.50</b>	<b>\$4,736.54</b>	<b>\$0.00</b>	<b>(\$4,736.54)</b>	<b>0.00%</b>
	<u>EXPENDITURES</u>						
	<i>Non-Departmental</i>						
496-00-5390	DISTRIBUTIONS	\$0.00	\$355.50	\$4,736.54	\$0.00	(\$4,736.54)	
	<b>Subtotal Non-Departmental:</b>	<b>\$0.00</b>	<b>\$355.50</b>	<b>\$4,736.54</b>	<b>\$0.00</b>	<b>(\$4,736.54)</b>	<b>0.00%</b>
	<b>TOTAL EXPENDITURES - :</b>	<b>\$0.00</b>	<b>\$355.50</b>	<b>\$4,736.54</b>	<b>\$0.00</b>	<b>(\$4,736.54)</b>	<b>0.00%</b>
	<b>YTD Revenue Less Expenses : CLARKSBURG</b>			<b>\$0.00</b>			

# Revenue and Expense Report

Bourbon County

YEAR : 2026 PERIOD : 3 FUND: All DEPT: All SUB-DEPT: All  
 ACCOUNT RANGE : 0 - 9999999999

AS OF : 3/31/2026

Ledger ID	Ledger Description	Current Budget	Current Act	YTD Act	Encumbrances YTD	Remaining	Percent
498	<u>DAYTON</u>						
	<u>REVENUES</u>						
	<i>00 Non-Departmental</i>						
498-00-4010	KCOVRS IRP DISTRIBUTION FE	\$0.00	\$2.21	\$2.21	\$0.00	(\$2.21)	
498-00-4050	KCOVRS INTRA DISTRIBUTION	\$0.00	\$4.02	\$4.02	\$0.00	(\$4.02)	
498-00-4101	CURRENT TAX DIST	\$0.00	\$141.68	\$1,286.47	\$0.00	(\$1,286.47)	
498-00-4102	MOTOR VEHICLE TAX DIST	\$0.00	\$9.80	\$24.87	\$0.00	(\$24.87)	
498-00-4103	RV TAX DIST	\$0.00	\$1.55	\$1.55	\$0.00	(\$1.55)	
498-00-4104	DELINQ P.P. DIST	\$0.00	\$0.69	\$0.69	\$0.00	(\$0.69)	
498-00-4107	HEAVY TRUCK TAX DIST	\$0.00	\$0.00	\$1.43	\$0.00	(\$1.43)	
	<b>Subtotal Non-Departmental:</b>	<b>\$0.00</b>	<b>\$159.95</b>	<b>\$1,321.24</b>	<b>\$0.00</b>	<b>(\$1,321.24)</b>	<b>0.00%</b>
	<b>TOTAL REVENUES - :</b>	<b>\$0.00</b>	<b>\$159.95</b>	<b>\$1,321.24</b>	<b>\$0.00</b>	<b>(\$1,321.24)</b>	<b>0.00%</b>
	<u>EXPENDITURES</u>						
	<i>Non-Departmental</i>						
498-00-5390	DISTRIBUTIONS	\$0.00	\$159.95	\$1,321.24	\$0.00	(\$1,321.24)	
	<b>Subtotal Non-Departmental:</b>	<b>\$0.00</b>	<b>\$159.95</b>	<b>\$1,321.24</b>	<b>\$0.00</b>	<b>(\$1,321.24)</b>	<b>0.00%</b>
	<b>TOTAL EXPENDITURES - :</b>	<b>\$0.00</b>	<b>\$159.95</b>	<b>\$1,321.24</b>	<b>\$0.00</b>	<b>(\$1,321.24)</b>	<b>0.00%</b>
	<b>YTD Revenue Less Expenses : DAYTON</b>			<b>\$0.00</b>			

# Revenue and Expense Report

Bourbon County

YEAR : 2026 PERIOD : 3 FUND: All DEPT: All SUB-DEPT: All  
 ACCOUNT RANGE : 0 - 9999999999

AS OF : 3/31/2026

Ledger ID	Ledger Description	Current Budget	Current Act	YTD Act	Encumbrances YTD	Remaining	Percent
500	<u>GLENDALE</u>						
	<u>REVENUES</u>						
	<i>00 Non-Departmental</i>						
500-00-4101	CURRENT TAX DIST	\$0.00	\$32.51	\$2,834.31	\$0.00	(\$2,834.31)	
500-00-4102	MOTOR VEHICLE TAX DIST	\$0.00	\$42.64	\$101.38	\$0.00	(\$101.38)	
500-00-4105	DELINQ R.E. DIST	\$0.00	\$0.00	\$2.19	\$0.00	(\$2.19)	
500-00-4107	HEAVY TRUCK TAX DIST	\$0.00	\$0.00	\$52.97	\$0.00	(\$52.97)	
	<b>Subtotal Non-Departmental:</b>	<b>\$0.00</b>	<b>\$75.15</b>	<b>\$2,990.85</b>	<b>\$0.00</b>	<b>(\$2,990.85)</b>	<b>0.00%</b>
	<b>TOTAL REVENUES - :</b>	<b>\$0.00</b>	<b>\$75.15</b>	<b>\$2,990.85</b>	<b>\$0.00</b>	<b>(\$2,990.85)</b>	<b>0.00%</b>
	<u>EXPENDITURES</u>						
	<i>Non-Departmental</i>						
500-00-5390	DISTRIBUTIONS	\$0.00	\$75.15	\$2,990.85	\$0.00	(\$2,990.85)	
	<b>Subtotal Non-Departmental:</b>	<b>\$0.00</b>	<b>\$75.15</b>	<b>\$2,990.85</b>	<b>\$0.00</b>	<b>(\$2,990.85)</b>	<b>0.00%</b>
	<b>TOTAL EXPENDITURES - :</b>	<b>\$0.00</b>	<b>\$75.15</b>	<b>\$2,990.85</b>	<b>\$0.00</b>	<b>(\$2,990.85)</b>	<b>0.00%</b>
	<b>YTD Revenue Less Expenses : GLENDALE</b>			<b>\$0.00</b>			

# Revenue and Expense Report

Bourbon County

YEAR : 2026 PERIOD : 3 FUND: All DEPT: All SUB-DEPT: All  
 ACCOUNT RANGE : 0 - 9999999999

AS OF : 3/31/2026

Ledger ID	Ledger Description	Current Budget	Current Act	YTD Act	Encumbrances YTD	Remaining	Percent
502	<u>LATH BRANCH</u>						
	<u>REVENUES</u>						
	<i>00 Non-Departmental</i>						
502-00-4010	KCOVRS IRP DISTRIBUTION FE	\$0.00	\$36.00	\$42.76	\$0.00	(\$42.76)	
502-00-4050	KCOVRS INTRA DISTRIBUTION	\$0.00	\$24.27	\$24.27	\$0.00	(\$24.27)	
502-00-4101	CURRENT TAX DIST	\$0.00	\$129.37	\$2,917.12	\$0.00	(\$2,917.12)	
502-00-4102	MOTOR VEHICLE TAX DIST	\$0.00	\$60.98	\$139.23	\$0.00	(\$139.23)	
502-00-4103	RV TAX DIST	\$0.00	\$0.00	\$1.03	\$0.00	(\$1.03)	
502-00-4105	DELINQ R.E. DIST	\$0.00	\$0.33	\$1.80	\$0.00	(\$1.80)	
502-00-4107	HEAVY TRUCK TAX DIST	\$0.00	\$0.00	\$42.21	\$0.00	(\$42.21)	
	<b>Subtotal Non-Departmental:</b>	<b>\$0.00</b>	<b>\$250.95</b>	<b>\$3,168.42</b>	<b>\$0.00</b>	<b>(\$3,168.42)</b>	<b>0.00%</b>
	<b>TOTAL REVENUES - :</b>	<b>\$0.00</b>	<b>\$250.95</b>	<b>\$3,168.42</b>	<b>\$0.00</b>	<b>(\$3,168.42)</b>	<b>0.00%</b>
	<u>EXPENDITURES</u>						
	<i>Non-Departmental</i>						
502-00-5390	DISTRIBUTIONS	\$0.00	\$250.95	\$3,168.42	\$0.00	(\$3,168.42)	
	<b>Subtotal Non-Departmental:</b>	<b>\$0.00</b>	<b>\$250.95</b>	<b>\$3,168.42</b>	<b>\$0.00</b>	<b>(\$3,168.42)</b>	<b>0.00%</b>
	<b>TOTAL EXPENDITURES - :</b>	<b>\$0.00</b>	<b>\$250.95</b>	<b>\$3,168.42</b>	<b>\$0.00</b>	<b>(\$3,168.42)</b>	<b>0.00%</b>
	<b>YTD Revenue Less Expenses : LATH BRANCH</b>			<b>\$0.00</b>			

# Revenue and Expense Report

Bourbon County

YEAR : 2026 PERIOD : 3 FUND: All DEPT: All SUB-DEPT: All  
 ACCOUNT RANGE : 0 - 9999999999

AS OF : 3/31/2026

Ledger ID	Ledger Description	Current Budget	Current Act	YTD Act	Encumbrances YTD	Remaining	Percent
504	<b>MAPLE GROVE</b>						
	<b>REVENUES</b>						
	<i>00 Non-Departmental</i>						
504-00-4010	KCOVRS IRP DISTRIBUTION FE	\$0.00	\$0.07	\$0.97	\$0.00	(\$0.97)	
504-00-4101	CURRENT TAX DIST	\$0.00	\$135.53	\$2,207.38	\$0.00	(\$2,207.38)	
504-00-4102	MOTOR VEHICLE TAX DIST	\$0.00	\$15.61	\$75.89	\$0.00	(\$75.89)	
504-00-4103	RV TAX DIST	\$0.00	\$0.71	\$1.91	\$0.00	(\$1.91)	
504-00-4104	DELINQ P.P. DIST	\$0.00	(\$6.93)	(\$0.54)	\$0.00	\$0.54	
504-00-4107	HEAVY TRUCK TAX DIST	\$0.00	\$1.73	\$17.75	\$0.00	(\$17.75)	
	<b>Subtotal Non-Departmental:</b>	<b>\$0.00</b>	<b>\$146.72</b>	<b>\$2,303.36</b>	<b>\$0.00</b>	<b>(\$2,303.36)</b>	<b>0.00%</b>
	<b>TOTAL REVENUES - :</b>	<b>\$0.00</b>	<b>\$146.72</b>	<b>\$2,303.36</b>	<b>\$0.00</b>	<b>(\$2,303.36)</b>	<b>0.00%</b>
	<b>EXPENDITURES</b>						
	<i>Non-Departmental</i>						
504-00-5390	DISTRIBUTIONS	\$0.00	\$146.72	\$2,303.36	\$0.00	(\$2,303.36)	
	<b>Subtotal Non-Departmental:</b>	<b>\$0.00</b>	<b>\$146.72</b>	<b>\$2,303.36</b>	<b>\$0.00</b>	<b>(\$2,303.36)</b>	<b>0.00%</b>
	<b>TOTAL EXPENDITURES - :</b>	<b>\$0.00</b>	<b>\$146.72</b>	<b>\$2,303.36</b>	<b>\$0.00</b>	<b>(\$2,303.36)</b>	<b>0.00%</b>
	<b>YTD Revenue Less Expenses : MAPLE GROVE</b>			<b>\$0.00</b>			

# Revenue and Expense Report

Bourbon County

YEAR : 2026 PERIOD : 3 FUND: All DEPT: All SUB-DEPT: All  
 ACCOUNT RANGE : 0 - 9999999999

AS OF : 3/31/2026

Ledger ID	Ledger Description	Current Budget	Current Act	YTD Act	Encumbrances YTD	Remaining	Percent
506	<u>OSAGA</u>						
	<u>REVENUES</u>						
	<i>00 Non-Departmental</i>						
506-00-4010	KCOVRS IRP DISTRIBUTION FE	\$0.00	\$0.39	\$0.39	\$0.00	(\$0.39)	
506-00-4050	KCOVRS INTRA DISTRIBUTION	\$0.00	\$0.59	\$0.59	\$0.00	(\$0.59)	
506-00-4101	CURRENT TAX DIST	\$0.00	\$58.71	\$1,139.36	\$0.00	(\$1,139.36)	
506-00-4102	MOTOR VEHICLE TAX DIST	\$0.00	\$12.81	\$42.00	\$0.00	(\$42.00)	
506-00-4103	RV TAX DIST	\$0.00	\$1.18	\$1.25	\$0.00	(\$1.25)	
506-00-4104	DELINQ P.P. DIST	\$0.00	\$0.00	\$0.41	\$0.00	(\$0.41)	
506-00-4105	DELINQ R.E. DIST	\$0.00	\$1.43	\$1.43	\$0.00	(\$1.43)	
506-00-4107	HEAVY TRUCK TAX DIST	\$0.00	\$0.09	\$8.58	\$0.00	(\$8.58)	
	<b>Subtotal Non-Departmental:</b>	<b>\$0.00</b>	<b>\$75.20</b>	<b>\$1,194.01</b>	<b>\$0.00</b>	<b>(\$1,194.01)</b>	<b>0.00%</b>
	<b>TOTAL REVENUES - :</b>	<b>\$0.00</b>	<b>\$75.20</b>	<b>\$1,194.01</b>	<b>\$0.00</b>	<b>(\$1,194.01)</b>	<b>0.00%</b>
	<u>EXPENDITURES</u>						
	<i>Non-Departmental</i>						
506-00-5390	DISTRIBUTIONS	\$0.00	\$75.20	\$1,194.01	\$0.00	(\$1,194.01)	
	<b>Subtotal Non-Departmental:</b>	<b>\$0.00</b>	<b>\$75.20</b>	<b>\$1,194.01</b>	<b>\$0.00</b>	<b>(\$1,194.01)</b>	<b>0.00%</b>
	<b>TOTAL EXPENDITURES - :</b>	<b>\$0.00</b>	<b>\$75.20</b>	<b>\$1,194.01</b>	<b>\$0.00</b>	<b>(\$1,194.01)</b>	<b>0.00%</b>
	<b>YTD Revenue Less Expenses : OSAGA</b>			<b>\$0.00</b>			

# Revenue and Expense Report

Bourbon County

YEAR : 2026 PERIOD : 3 FUND: All DEPT: All SUB-DEPT: All  
 ACCOUNT RANGE : 0 - 9999999999

AS OF : 3/31/2026

Ledger ID	Ledger Description	Current Budget	Current Act	YTD Act	Encumbrances YTD	Remaining	Percent
508	<u>PLEASANT VIEW</u>						
	<u>REVENUES</u>						
	<i>00 Non-Departmental</i>						
508-00-4010	KCOVRS IRP DISTRIBUTION FE	\$0.00	\$0.47	\$0.47	\$0.00	(\$0.47)	
508-00-4101	CURRENT TAX DIST	\$0.00	\$124.47	\$3,108.42	\$0.00	(\$3,108.42)	
508-00-4102	MOTOR VEHICLE TAX DIST	\$0.00	\$20.69	\$198.82	\$0.00	(\$198.82)	
508-00-4105	DELINQ R.E. DIST	\$0.00	\$3.70	\$3.70	\$0.00	(\$3.70)	
508-00-4107	HEAVY TRUCK TAX DIST	\$0.00	\$0.85	\$19.23	\$0.00	(\$19.23)	
	<b>Subtotal Non-Departmental:</b>	<b>\$0.00</b>	<b>\$150.18</b>	<b>\$3,330.64</b>	<b>\$0.00</b>	<b>(\$3,330.64)</b>	<b>0.00%</b>
	<b>TOTAL REVENUES - :</b>	<b>\$0.00</b>	<b>\$150.18</b>	<b>\$3,330.64</b>	<b>\$0.00</b>	<b>(\$3,330.64)</b>	<b>0.00%</b>
	<u>EXPENDITURES</u>						
	<i>Non-Departmental</i>						
508-00-5390	DISTRIBUTIONS	\$0.00	\$150.18	\$3,330.64	\$0.00	(\$3,330.64)	
	<b>Subtotal Non-Departmental:</b>	<b>\$0.00</b>	<b>\$150.18</b>	<b>\$3,330.64</b>	<b>\$0.00</b>	<b>(\$3,330.64)</b>	<b>0.00%</b>
	<b>TOTAL EXPENDITURES - :</b>	<b>\$0.00</b>	<b>\$150.18</b>	<b>\$3,330.64</b>	<b>\$0.00</b>	<b>(\$3,330.64)</b>	<b>0.00%</b>
	<b>YTD Revenue Less Expenses : PLEASANT VIEW</b>			<b>\$0.00</b>			

# Revenue and Expense Report

Bourbon County

YEAR : 2026 PERIOD : 3 FUND: All DEPT: All SUB-DEPT: All  
 ACCOUNT RANGE : 0 - 9999999999

AS OF : 3/31/2026

Ledger ID	Ledger Description	Current Budget	Current Act	YTD Act	Encumbrances YTD	Remaining	Percent
510	<u>ROSEDALE</u>						
	<u>REVENUES</u>						
	<i>00 Non-Departmental</i>						
510-00-4101	CURRENT TAX DIST	\$0.00	\$60.52	\$2,590.88	\$0.00	(\$2,590.88)	
510-00-4102	MOTOR VEHICLE TAX DIST	\$0.00	\$42.09	\$77.54	\$0.00	(\$77.54)	
510-00-4103	RV TAX DIST	\$0.00	\$0.72	\$1.54	\$0.00	(\$1.54)	
510-00-4105	DELINQ R.E. DIST	\$0.00	\$0.00	\$10.43	\$0.00	(\$10.43)	
510-00-4107	HEAVY TRUCK TAX DIST	\$0.00	\$0.67	\$24.63	\$0.00	(\$24.63)	
	<b>Subtotal Non-Departmental:</b>	<b>\$0.00</b>	<b>\$104.00</b>	<b>\$2,705.02</b>	<b>\$0.00</b>	<b>(\$2,705.02)</b>	<b>0.00%</b>
	<b>TOTAL REVENUES - :</b>	<b>\$0.00</b>	<b>\$104.00</b>	<b>\$2,705.02</b>	<b>\$0.00</b>	<b>(\$2,705.02)</b>	<b>0.00%</b>
	<u>EXPENDITURES</u>						
	<i>Non-Departmental</i>						
510-00-5390	DISTRIBUTIONS	\$0.00	\$104.00	\$2,705.02	\$0.00	(\$2,705.02)	
	<b>Subtotal Non-Departmental:</b>	<b>\$0.00</b>	<b>\$104.00</b>	<b>\$2,705.02</b>	<b>\$0.00</b>	<b>(\$2,705.02)</b>	<b>0.00%</b>
	<b>TOTAL EXPENDITURES - :</b>	<b>\$0.00</b>	<b>\$104.00</b>	<b>\$2,705.02</b>	<b>\$0.00</b>	<b>(\$2,705.02)</b>	<b>0.00%</b>
	<b>YTD Revenue Less Expenses : ROSEDALE</b>			<b>\$0.00</b>			

# Revenue and Expense Report

Bourbon County

YEAR : 2026    PERIOD : 3    FUND: All    DEPT: All    SUB-DEPT: All  
 ACCOUNT RANGE : 0 - 9999999999

AS OF : 3/31/2026

Ledger ID	Ledger Description	Current Budget	Current Act	YTD Act	Encumbrances YTD	Remaining	Percent
512	<u>TWEEDY</u>						
	<u>REVENUES</u>						
	<i>00 Non-Departmental</i>						
512-00-4101	CURRENT TAX DIST	\$0.00	\$29.46	\$1,916.17	\$0.00	(\$1,916.17)	
512-00-4102	MOTOR VEHICLE TAX DIST	\$0.00	\$26.72	\$51.61	\$0.00	(\$51.61)	
512-00-4105	DELINQ R.E. DIST	\$0.00	\$0.00	\$0.73	\$0.00	(\$0.73)	
512-00-4107	HEAVY TRUCK TAX DIST	\$0.00	\$3.25	\$21.32	\$0.00	(\$21.32)	
	<b>Subtotal Non-Departmental:</b>	<b>\$0.00</b>	<b>\$59.43</b>	<b>\$1,989.83</b>	<b>\$0.00</b>	<b>(\$1,989.83)</b>	<b>0.00%</b>
	<b>TOTAL REVENUES - :</b>	<b>\$0.00</b>	<b>\$59.43</b>	<b>\$1,989.83</b>	<b>\$0.00</b>	<b>(\$1,989.83)</b>	<b>0.00%</b>
	<u>EXPENDITURES</u>						
	<i>Non-Departmental</i>						
512-00-5390	DISTRIBUTIONS	\$0.00	\$59.43	\$1,989.83	\$0.00	(\$1,989.83)	
	<b>Subtotal Non-Departmental:</b>	<b>\$0.00</b>	<b>\$59.43</b>	<b>\$1,989.83</b>	<b>\$0.00</b>	<b>(\$1,989.83)</b>	<b>0.00%</b>
	<b>TOTAL EXPENDITURES - :</b>	<b>\$0.00</b>	<b>\$59.43</b>	<b>\$1,989.83</b>	<b>\$0.00</b>	<b>(\$1,989.83)</b>	<b>0.00%</b>
	<b>YTD Revenue Less Expenses : TWEEDY</b>			<b>\$0.00</b>			

# Revenue and Expense Report

Bourbon County

YEAR : 2026 PERIOD : 3 FUND: All DEPT: All SUB-DEPT: All  
 ACCOUNT RANGE : 0 - 9999999999

AS OF : 3/31/2026

Ledger ID	Ledger Description	Current Budget	Current Act	YTD Act	Encumbrances YTD	Remaining	Percent
514	<u>WEST LIBERTY</u>						
	<u>REVENUES</u>						
	<i>00 Non-Departmental</i>						
514-00-4101	CURRENT TAX DIST	\$0.00	\$213.67	\$2,655.39	\$0.00	(\$2,655.39)	
514-00-4102	MOTOR VEHICLE TAX DIST	\$0.00	\$14.16	\$35.50	\$0.00	(\$35.50)	
514-00-4105	DELINQ R.E. DIST	\$0.00	\$15.82	\$15.82	\$0.00	(\$15.82)	
514-00-4107	HEAVY TRUCK TAX DIST	\$0.00	\$1.35	\$8.62	\$0.00	(\$8.62)	
	<b>Subtotal Non-Departmental:</b>	<b>\$0.00</b>	<b>\$245.00</b>	<b>\$2,715.33</b>	<b>\$0.00</b>	<b>(\$2,715.33)</b>	<b>0.00%</b>
	<b>TOTAL REVENUES - :</b>	<b>\$0.00</b>	<b>\$245.00</b>	<b>\$2,715.33</b>	<b>\$0.00</b>	<b>(\$2,715.33)</b>	<b>0.00%</b>
	<u>EXPENDITURES</u>						
	<i>Non-Departmental</i>						
514-00-5390	DISTRIBUTIONS	\$0.00	\$245.00	\$2,715.33	\$0.00	(\$2,715.33)	
	<b>Subtotal Non-Departmental:</b>	<b>\$0.00</b>	<b>\$245.00</b>	<b>\$2,715.33</b>	<b>\$0.00</b>	<b>(\$2,715.33)</b>	<b>0.00%</b>
	<b>TOTAL EXPENDITURES - :</b>	<b>\$0.00</b>	<b>\$245.00</b>	<b>\$2,715.33</b>	<b>\$0.00</b>	<b>(\$2,715.33)</b>	<b>0.00%</b>
	<b>YTD Revenue Less Expenses : WEST LIBERTY</b>			<b>\$0.00</b>			

# Revenue and Expense Report

Bourbon County

YEAR : 2026    PERIOD : 3    FUND: All    DEPT: All    SUB-DEPT: All  
 ACCOUNT RANGE : 0 - 9999999999

AS OF : 3/31/2026

Ledger ID	Ledger Description	Current Budget	Current Act	YTD Act	Encumbrances YTD	Remaining	Percent
516	<u>ZION</u>						
	<u>REVENUES</u>						
	<i>00 Non-Departmental</i>						
516-00-4101	CURRENT TAX DIST	\$0.00	\$92.57	\$1,028.38	\$0.00	(\$1,028.38)	
516-00-4102	MOTOR VEHICLE TAX DIST	\$0.00	\$2.26	\$2.29	\$0.00	(\$2.29)	
516-00-4103	RV TAX DIST	\$0.00	\$1.01	\$1.01	\$0.00	(\$1.01)	
516-00-4105	DELINQ R.E. DIST	\$0.00	\$1.52	\$4.00	\$0.00	(\$4.00)	
516-00-4107	HEAVY TRUCK TAX DIST	\$0.00	\$0.28	\$10.06	\$0.00	(\$10.06)	
	<b>Subtotal Non-Departmental:</b>	<b>\$0.00</b>	<b>\$97.64</b>	<b>\$1,045.74</b>	<b>\$0.00</b>	<b>(\$1,045.74)</b>	<b>0.00%</b>
	<b>TOTAL REVENUES - :</b>	<b>\$0.00</b>	<b>\$97.64</b>	<b>\$1,045.74</b>	<b>\$0.00</b>	<b>(\$1,045.74)</b>	<b>0.00%</b>
	<u>EXPENDITURES</u>						
	<i>Non-Departmental</i>						
516-00-5390	DISTRIBUTIONS	\$0.00	\$97.64	\$1,045.74	\$0.00	(\$1,045.74)	
	<b>Subtotal Non-Departmental:</b>	<b>\$0.00</b>	<b>\$97.64</b>	<b>\$1,045.74</b>	<b>\$0.00</b>	<b>(\$1,045.74)</b>	<b>0.00%</b>
	<b>TOTAL EXPENDITURES - :</b>	<b>\$0.00</b>	<b>\$97.64</b>	<b>\$1,045.74</b>	<b>\$0.00</b>	<b>(\$1,045.74)</b>	<b>0.00%</b>
	<b>YTD Revenue Less Expenses : ZION</b>			<b>\$0.00</b>			

# Revenue and Expense Report

Bourbon County

YEAR : 2026 PERIOD : 3 FUND: All DEPT: All SUB-DEPT: All  
 ACCOUNT RANGE : 0 - 9999999999

AS OF : 3/31/2026

Ledger ID	Ledger Description	Current Budget	Current Act	YTD Act	Encumbrances YTD	Remaining	Percent
518	<u>TIMBERHILL CEMETERY</u>						
	<u>REVENUES</u>						
	<i>00 Non-Departmental</i>						
518-00-4101	CURRENT TAX DIST	\$0.00	\$264.69	\$3,593.54	\$0.00	(\$3,593.54)	
518-00-4102	MOTOR VEHICLE TAX DIST	\$0.00	\$56.17	\$106.61	\$0.00	(\$106.61)	
518-00-4105	DELINQ R.E. DIST	\$0.00	\$34.57	\$35.22	\$0.00	(\$35.22)	
518-00-4107	HEAVY TRUCK TAX DIST	\$0.00	\$23.47	\$32.00	\$0.00	(\$32.00)	
	<b>Subtotal Non-Departmental:</b>	<b>\$0.00</b>	<b>\$378.90</b>	<b>\$3,767.37</b>	<b>\$0.00</b>	<b>(\$3,767.37)</b>	<b>0.00%</b>
	<b>TOTAL REVENUES - :</b>	<b>\$0.00</b>	<b>\$378.90</b>	<b>\$3,767.37</b>	<b>\$0.00</b>	<b>(\$3,767.37)</b>	<b>0.00%</b>
	<u>EXPENDITURES</u>						
	<i>Non-Departmental</i>						
518-00-5390	DISTRIBUTIONS	\$0.00	\$378.90	\$3,767.37	\$0.00	(\$3,767.37)	
	<b>Subtotal Non-Departmental:</b>	<b>\$0.00</b>	<b>\$378.90</b>	<b>\$3,767.37</b>	<b>\$0.00</b>	<b>(\$3,767.37)</b>	<b>0.00%</b>
	<b>TOTAL EXPENDITURES - :</b>	<b>\$0.00</b>	<b>\$378.90</b>	<b>\$3,767.37</b>	<b>\$0.00</b>	<b>(\$3,767.37)</b>	<b>0.00%</b>
	<b>YTD Revenue Less Expenses : TIMBERHILL CEMETERY</b>			<b>\$0.00</b>			


Bourbon County Quarterly Treasurer Report  
For the Period 01/01/2026-03/31/2026


Description	Beg Bal	Receipts	Disbursements	End Cash
001 - GENERAL FUND	\$ 654,104.60	\$ 1,471,185.08	\$ (1,192,843.96)	\$ 932,445.72
014 - ATTORNEY TRUST FUND	\$ 1,921.69	\$ 7.41	\$ -	\$ 1,929.10
016 - APPRAISERS	\$ 6,789.70	\$ 148,828.94	\$ (74,811.00)	\$ 80,807.64
017 - APPRAISER - RESERVE FUND	\$ 20,788.64	\$ -	\$ -	\$ 20,788.64
024 - BRIDGE & CULVERT	\$ 942.11	\$ 4,954.67	\$ (14.14)	\$ 5,882.64
026 - COMP EQUIP RESERVE FUND	\$ 33,466.64	\$ -	\$ -	\$ 33,466.64
027 - GENERAL EQUIPMENT RESERVE FUND	\$ 42,234.61	\$ -	\$ -	\$ 42,234.61
052 - COUNTY TREASURER MOTOR FUND	\$ 25,836.41	\$ 28,353.49	\$ (25,124.76)	\$ 29,065.14
053 - RESERVE FUND - COUNTY ATTORNEY	\$ 11,170.87	\$ -	\$ -	\$ 11,170.87
056 - DELINQ PP TAX	\$ 2,905.11	\$ 3,440.70	\$ (5,551.14)	\$ 794.67
058 - DELINQ R.E. SALES	\$ 127,497.97	\$ -	\$ -	\$ 127,497.97
060 - DIVERSION APPLICATION FEE FUND	\$ 48,721.44	\$ 1,525.00	\$ (702.14)	\$ 49,544.30
062 - ELECTION	\$ 10,960.67	\$ 66,524.95	\$ (20,049.08)	\$ 57,436.54
063 - ELECTION RESERVE FUND	\$ 293.00	\$ -	\$ -	\$ 293.00
064 - EMPLOYEE BENEFIT	\$ 420,580.12	\$ 1,568,814.05	\$ (726,380.19)	\$ 1,263,013.98
070 - EXCISE TAX	\$ 3,714.04	\$ -	\$ (197.48)	\$ 3,516.56
072 - SOUTHWIND EXTENSION DISTRICT	\$ -	\$ 138,727.98	\$ (138,727.98)	\$ -
078 - FIRE DIST 2	\$ -	\$ 21,730.06	\$ (21,730.06)	\$ -
080 - FIRE DIST 3	\$ -	\$ 222,792.95	\$ (222,792.95)	\$ -
084 - FIRE DIST 5	\$ -	\$ 78,609.94	\$ (78,609.94)	\$ -
090 - GAME LICENSE	\$ 546.50	\$ 558.50	\$ (668.00)	\$ 437.00
092 - HERITAGE TRUST FUND	\$ 19,153.00	\$ 1,832.00	\$ -	\$ 20,985.00
093 - ROD-TECH FUND	\$ 61,476.38	\$ 6,952.00	\$ (3,986.94)	\$ 64,441.44
094 - TREASURER - TECH FUND	\$ 17,692.11	\$ 914.00	\$ -	\$ 18,606.11
095 - CLERK - TECH FUND	\$ 23,538.05	\$ 914.00	\$ (5,838.90)	\$ 18,613.15
097 - SPECIAL LAW ENFORCEMENT	\$ 67,045.33	\$ 7,160.00	\$ (4,542.64)	\$ 69,662.69
100 - INSUFFICIENT FUND CHECKS	\$ (16,824.29)	\$ 1,963.26	\$ (12,354.59)	\$ (27,215.62)
102 - ISOLATED & COMP TAX	\$ 221,091.98	\$ 363,074.76	\$ (320,018.60)	\$ 264,148.14
108 - LANDFILL	\$ 271,760.24	\$ 203,655.65	\$ (192,891.83)	\$ 282,524.06
114 - MENTAL HEALTH	\$ 23,695.93	\$ 3,789.51	\$ (31.13)	\$ 27,454.31
116 - MENTAL DISABILITY	\$ 13,044.52	\$ 32,925.48	\$ (27,916.13)	\$ 18,053.87
120 - COUNTY SHERIFF/CORRECTIONAL	\$ 146,032.49	\$ 1,225,291.59	\$ (681,931.66)	\$ 689,392.42
200 - NOXIOUS WEED	\$ 59,005.65	\$ 58,270.48	\$ (11,050.85)	\$ 106,225.28
202 - NOXIOUS WEED EQUIPMENT FUND	\$ 15,119.09	\$ -	\$ -	\$ 15,119.09
204 - PROSECUTOR TRAINING	\$ 17,350.72	\$ 296.15	\$ -	\$ 17,646.87
212 - R.E. REDEMPTIONS	\$ 200,152.45	\$ 63,633.03	\$ (115,973.11)	\$ 147,812.37
220 - ROAD AND BRIDGE	\$ 129,822.92	\$ 1,047,158.18	\$ (694,742.94)	\$ 482,238.16
222 - ROAD & BRIDGE SALES TAX FUND	\$ 602,286.16	\$ 402,335.78	\$ (115,575.92)	\$ 889,046.02
224 - ROAD & BRIDGE SP. IMPROVEMENT	\$ 59,806.62	\$ 605,648.59	\$ -	\$ 665,455.21
226 - RV TAX	\$ 8,214.63	\$ 3,844.92	\$ (4,353.38)	\$ 7,706.17
228 - SEVERANCE TAX	\$ 518.41	\$ -	\$ -	\$ 518.41
234 - S.E.K. LIBRARY GENERAL	\$ -	\$ 70,986.96	\$ (70,986.96)	\$ -
236 - S.E.K. LIBRARY EMP BEN	\$ -	\$ 5,034.98	\$ (5,034.98)	\$ -
237 - SHERIFF FEDERAL FORFEIT FUND	\$ 25,142.47	\$ -	\$ -	\$ 25,142.47
238 - SPEC ALCOHOL & DRUG	\$ 592.82	\$ 88.56	\$ (0.25)	\$ 681.13
240 - SPECIAL BRIDGE	\$ -	\$ 4,095.56	\$ (10.78)	\$ 4,084.78
244 - SPECIAL PARKS & RECR	\$ 874.93	\$ -	\$ -	\$ 874.93
246 - SPEC PROSECUTOR TRUST-FORFEITU	\$ 84,782.35	\$ -	\$ -	\$ 84,782.35
247 - SHERIFF'S TRUST-FORFEITURE	\$ 45.30	\$ -	\$ -	\$ 45.30
248 - SPECIAL ROAD MACHINERY	\$ 10,829.53	\$ -	\$ -	\$ 10,829.53
250 - STRAY ANIMAL	\$ 1,042.57	\$ -	\$ -	\$ 1,042.57
256 - STATE ED BUILDING	\$ -	\$ 89,116.84	\$ (89,116.84)	\$ -
257 - SHRF TRUST FORFEITURE 7/1/19	\$ 54,151.80	\$ 589.00	\$ (11,421.76)	\$ 43,319.04
258 - STATE INST BLDG.	\$ -	\$ 44,558.36	\$ (44,558.36)	\$ -
260 - STATE MOTOR FUND	\$ 8,589.42	\$ 273,916.91	\$ (269,214.58)	\$ 13,291.75
261 - STATE DRIVERS LICENSE FUND	\$ 667.00	\$ -	\$ -	\$ 667.00
262 - STATE MOTOR VEH INSP FEES	\$ 1,340.50	\$ -	\$ -	\$ 1,340.50
267 - NEIGHBORHOOD REVIT HOLDING FND	\$ 56,496.23	\$ 445,508.01	\$ (460,719.83)	\$ 41,284.41
268 - TAX ACCOUNT	\$ 13,007,832.05	\$ 1,313,047.74	\$ (13,846,590.35)	\$ 474,289.44

271 - REFIELD RURITAN FUND	\$	-	\$	-	\$	-	\$	-
274 - VEHICLE TAX	\$	451,840.37	\$	372,935.60	\$	(443,573.55)	\$	381,202.42
275 - COMMERCIAL VEHICLE FEES	\$	37,957.69	\$	35,860.89	\$	(18,302.60)	\$	55,515.98
276 - WATERSHED #98	\$	-	\$	18,160.75	\$	(18,160.75)	\$	-
278 - WATERSHED #102	\$	-	\$	80,643.22	\$	(80,643.22)	\$	-
282 - USD 234 GENERAL	\$	-	\$	946,351.35	\$	(946,351.35)	\$	-
284 - USD 234 EMP BEN	\$	-	\$	4,048.62	\$	(4,048.62)	\$	-
286 - USD 234 CAP OUTLAY	\$	-	\$	549,985.10	\$	(549,985.10)	\$	-
288 - USD 234 GEN SUPP	\$	-	\$	1,021,669.94	\$	(1,021,669.94)	\$	-
290 - USD 234 RECREATION	\$	-	\$	137,832.36	\$	(137,832.36)	\$	-
292 - USD 234 BOND & INT	\$	-	\$	675,035.88	\$	(675,035.88)	\$	-
294 - USD 235 GENERAL	\$	-	\$	253,487.20	\$	(253,487.20)	\$	-
296 - USD 235 GEN-SUPP	\$	-	\$	347,373.27	\$	(347,373.27)	\$	-
297 - USD 235 CAP OUTLAY	\$	-	\$	137,477.54	\$	(137,477.54)	\$	-
298 - USD 235 BOND & INT	\$	-	\$	54,198.42	\$	(54,198.42)	\$	-
300 - USD 248 GENERAL	\$	-	\$	1,606.24	\$	(1,606.24)	\$	-
302 - USD 248 GEN SUPP	\$	-	\$	1,900.81	\$	(1,900.81)	\$	-
304 - USD 248 PUB REC	\$	-	\$	113.66	\$	(113.66)	\$	-
306 - USD 248 BOND & INT	\$	-	\$	1,074.56	\$	(1,074.56)	\$	-
308 - USD 248 CAP OUTLAY	\$	-	\$	921.15	\$	(921.15)	\$	-
310 - USD 346 GENERAL	\$	-	\$	44,582.95	\$	(44,582.95)	\$	-
312 - USD 346 GEN SUPP	\$	-	\$	51,697.83	\$	(51,697.83)	\$	-
314 - USD 346 CAP OUTLAY	\$	-	\$	22,787.59	\$	(22,787.59)	\$	-
316 - USD 346 BOND & INT	\$	-	\$	23,070.68	\$	(23,070.68)	\$	-
320 - COMM COLLEGE GENERAL	\$	-	\$	2,665,947.74	\$	(2,665,947.74)	\$	-
330 - FT SCOTT GENERAL	\$	-	\$	1,210,875.58	\$	(1,210,875.58)	\$	-
334 - FT SCOTT LIBRARY	\$	-	\$	183,202.88	\$	(183,202.88)	\$	-
354 - FT SCOTT FIRE EQUIP	\$	-	\$	68,500.57	\$	(68,500.57)	\$	-
356 - FT SCOTT BOND & INT	\$	-	\$	224.43	\$	(224.43)	\$	-
358 - SEWER REPAYMENT-LAKE FT SCOTT	\$	-	\$	10,978.58	\$	-	\$	10,978.58
370 - BOND SALES TAX - COUNTY JAIL	\$	1,993,490.08	\$	277,414.04	\$	(206,415.95)	\$	2,064,488.17
374 - BLUE CROSS BLUE SHEILD	\$	300.00	\$	-	\$	(300.00)	\$	-
375 - AMBULANCE SERVICE	\$	34,995.78	\$	366,236.04	\$	(295,323.08)	\$	105,908.74
385 - MERCY MEDICAL BUILDING	\$	-	\$	23,474.53	\$	-	\$	23,474.53
387 - ADDICTION SETTLEMENT FUND	\$	69,322.60	\$	-	\$	(690.95)	\$	68,631.65
397 - CONCEAL CARRY ACCOUNT	\$	3,437.33	\$	195.00	\$	-	\$	3,632.33
398 - OFFENDER REGISTRATION	\$	47,376.65	\$	1,980.00	\$	(50.00)	\$	49,306.65
399 - EMERGENCY SERVICES SALES TAX	\$	53,609.94	\$	173,383.75	\$	(53,609.94)	\$	173,383.75
400 - BRONSON GENERAL	\$	-	\$	24,577.18	\$	(24,577.18)	\$	-
408 - BRONSON LIBRARY	\$	-	\$	5,341.67	\$	(5,341.67)	\$	-
414 - FULTON GENERAL	\$	-	\$	13,265.54	\$	(13,265.54)	\$	-
420 - MAPLETON GENERAL	\$	-	\$	978.99	\$	(978.99)	\$	-
422 - REDFIELD GENERAL	\$	-	\$	8,282.94	\$	(8,282.94)	\$	-
432 - UNIONTOWN GENERAL	\$	-	\$	29,967.55	\$	(29,967.55)	\$	-
442 - DRYWOOD GENERAL	\$	-	\$	5,261.11	\$	(5,261.11)	\$	-
444 - DRYWOOD LIGHT DIST	\$	-	\$	495.86	\$	(495.86)	\$	-
446 - FRANKLIN GENERAL	\$	-	\$	3,905.61	\$	(3,905.61)	\$	-
450 - FREEDOM GENERAL	\$	-	\$	882.66	\$	(882.66)	\$	-
452 - MARION GENERAL	\$	-	\$	23,549.30	\$	(23,549.30)	\$	-
466 - MARMATON GENERAL	\$	-	\$	2.56	\$	(2.56)	\$	-
468 - MARMATON CEMETERY	\$	-	\$	5,996.44	\$	(5,996.44)	\$	-
470 - MILLCREEK GENERAL	\$	-	\$	2,306.89	\$	(2,306.89)	\$	-
472 - OSAGE GENERAL	\$	-	\$	1,072.45	\$	(1,072.45)	\$	-
476 - PAWNEE GENERAL	\$	-	\$	4,079.23	\$	(4,079.23)	\$	-
478 - PAWNEE CEMETERY	\$	-	\$	1,587.09	\$	(1,587.09)	\$	-
480 - SCOTT GENERAL	\$	-	\$	0.18	\$	(0.18)	\$	-
482 - SCOTT CEMETERY	\$	-	\$	5,606.03	\$	(5,606.03)	\$	-
484 - TIMBERHILL GENERAL	\$	-	\$	216.59	\$	(216.59)	\$	-
488 - AVONDALE	\$	-	\$	1,021.86	\$	(1,021.86)	\$	-
490 - BARNESVILLE	\$	-	\$	2,145.19	\$	(2,145.19)	\$	-
492 - CENTERVILLE-WEST PLAINS	\$	-	\$	6,682.22	\$	(6,682.22)	\$	-
494 - CHAPEL GROVE	\$	-	\$	1,538.54	\$	(1,538.54)	\$	-
496 - CLARKSBURG	\$	-	\$	4,737.37	\$	(4,737.37)	\$	-

498 - DAYTON	\$	-	\$	1,321.24	\$	(1,321.24)	\$	-
500 - GLENDALE	\$	-	\$	3,085.52	\$	(3,085.52)	\$	-
502 - LATH BRANCH	\$	-	\$	3,168.42	\$	(3,168.42)	\$	-
504 - MAPLE GROVE	\$	-	\$	2,310.44	\$	(2,310.44)	\$	-
506 - OSAGA	\$	-	\$	1,205.00	\$	(1,205.00)	\$	-
508 - PLEASANT VIEW	\$	-	\$	3,330.64	\$	(3,330.64)	\$	-
510 - ROSEDALE	\$	-	\$	2,705.02	\$	(2,705.02)	\$	-
512 - TWEEDY	\$	-	\$	1,989.83	\$	(1,989.83)	\$	-
514 - WEST LIBERTY	\$	-	\$	2,715.33	\$	(2,715.33)	\$	-
516 - ZION	\$	-	\$	1,045.74	\$	(1,045.74)	\$	-
518 - TIMBERHILL CEMETERY	\$	-	\$	3,767.37	\$	(3,767.37)	\$	-
	\$	19,297,173.92	\$	19,978,030.37	\$	(29,198,248.12)	\$	10,076,956.17

A detailed statement of expenditures are available for public inspection at the County Clerk's office. Copies are available upon request.

  
 \_\_\_\_\_  
 Bourbon County Treasurer  
 \_\_\_\_\_  
 Chairman of the Commission

  
 \_\_\_\_\_  
 Bourbon County Clerk

# Fund Status Report

# Bourbon County

<b>Report Selection Criteria:</b>	Selected Fund Type: ALL	Fiscal Year: 2026	From Date: 1/1/2026
	Include Encumbrances? NO	From Period: 1	Thru Date: 3/31/2026
	Include Pri Yr Liabilities? NO	To Period: 3	Option: Period
	Printed in Alpha by Fund Name? NO	Exclude Transfers Breakdown? NO	
	Exclude Additional Cash? NO		
	Include Pending Cash? NO		

**Selected Funds :**

	Beginning Balance	Receipts	Disbursements	Transfers	Ending Balance
<b>General Fund (01)</b>					
001 - GENERAL FUND	\$654,104.60	\$1,471,185.08	(\$1,192,843.96)	\$0.00	\$932,445.72
060 - DIVERSION APPLICATION FEE FU	\$48,721.44	\$1,525.00	(\$702.14)	\$0.00	\$49,544.30
100 - INSUFFICIENT FUND CHECKS	(\$16,824.29)	\$1,963.26	(\$12,354.59)	\$0.00	(\$27,215.62)
* Fund Type Total *	\$686,001.75	\$1,474,673.34	(\$1,205,900.69)	\$0.00	\$954,774.40
<b>Special Purpose Funds (02)</b>					
016 - APPRAISERS	\$6,789.70	\$148,828.94	(\$74,811.00)	\$0.00	\$80,807.64
017 - APPRAISER - RESERVE FUND	\$20,788.64	\$0.00	\$0.00	\$0.00	\$20,788.64
024 - BRIDGE & CULVERT	\$942.11	\$4,954.67	(\$14.14)	\$0.00	\$5,882.64
026 - COMP EQUIP RESERVE FUND	\$33,466.64	\$0.00	\$0.00	\$0.00	\$33,466.64
027 - GENERAL EQUIPMENT RESERVE	\$42,234.61	\$0.00	\$0.00	\$0.00	\$42,234.61
052 - COUNTY TREASURER MOTOR FUN	\$25,836.41	\$28,353.49	(\$25,124.76)	\$0.00	\$29,065.14
053 - RESERVE FUND - COUNTY ATTOR	\$11,170.87	\$0.00	\$0.00	\$0.00	\$11,170.87
062 - ELECTION	\$10,960.67	\$66,524.95	(\$20,049.08)	\$0.00	\$57,436.54
063 - ELECTION RESERVE FUND	\$293.00	\$0.00	\$0.00	\$0.00	\$293.00
064 - EMPLOYEE BENEFIT	\$420,580.12	\$1,568,814.05	(\$726,380.19)	\$0.00	\$1,263,013.98
093 - ROD-TECH FUND	\$61,476.38	\$6,952.00	(\$3,986.94)	\$0.00	\$64,441.44
094 - TREASURER - TECH FUND	\$17,692.11	\$914.00	\$0.00	\$0.00	\$18,606.11
095 - CLERK - TECH FUND	\$23,538.05	\$914.00	(\$5,838.90)	\$0.00	\$18,613.15
097 - SPECIAL LAW ENFORCEMENT	\$67,045.33	\$7,160.00	(\$4,542.64)	\$0.00	\$69,662.69
114 - MENTAL HEALTH	\$23,695.93	\$3,789.51	(\$31.13)	\$0.00	\$27,454.31
116 - MENTAL DISABILITY	\$13,044.52	\$32,925.48	(\$27,916.13)	\$0.00	\$18,053.87
120 - COUNTY SHERIFF/CORRECTIONA	\$146,032.49	\$1,225,291.59	(\$681,931.66)	\$0.00	\$689,392.42
200 - NOXIOUS WEED	\$59,005.65	\$58,270.48	(\$11,050.85)	\$0.00	\$106,225.28
202 - NOXIOUS WEED EQUIPMENT FUN	\$15,119.09	\$0.00	\$0.00	\$0.00	\$15,119.09
220 - ROAD AND BRIDGE	\$129,822.92	\$1,047,158.18	(\$694,742.94)	\$0.00	\$482,238.16
222 - ROAD & BRIDGE SALES TAX FUND	\$602,286.16	\$402,335.78	(\$115,575.92)	\$0.00	\$889,046.02

# Fund Status Report

# Bourbon County

<b>Report Selection Criteria:</b>	Selected Fund Type: ALL	Fiscal Year: 2026	From Date: 1/1/2026
	Include Encumbrances? NO	From Period: 1	Thru Date: 3/31/2026
	Include Pri Yr Liabilities? NO	To Period: 3	Option: Period
	Printed in Alpha by Fund Name? NO	Exclude Transfers Breakdown? NO	
	Exclude Additional Cash? NO		
	Include Pending Cash? NO		

**Selected Funds :**

	Beginning Balance	Receipts	Disbursements	Transfers	Ending Balance
224 - ROAD & BRIDGE SP. IMPROVEME	\$59,806.62	\$605,648.59	\$0.00	\$0.00	\$665,455.21
225 - CAP IMP - ELM CREEK	\$0.00	\$0.00	\$0.00	\$0.00	\$0.00
238 - SPEC ALCOHOL & DRUG	\$592.82	\$88.56	(\$0.25)	\$0.00	\$681.13
240 - SPECIAL BRIDGE	\$0.00	\$4,095.56	(\$10.78)	\$0.00	\$4,084.78
244 - SPECIAL PARKS & RECR	\$874.93	\$0.00	\$0.00	\$0.00	\$874.93
248 - SPECIAL ROAD MACHINERY	\$10,829.53	\$0.00	\$0.00	\$0.00	\$10,829.53
250 - STRAY ANIMAL	\$1,042.57	\$0.00	\$0.00	\$0.00	\$1,042.57
271 - REFIELD RURITAN FUND	\$0.00	\$0.00	\$0.00	\$0.00	\$0.00
367 - NRP COUNTY FEE FUND	\$0.00	\$0.00	\$0.00	\$0.00	\$0.00
370 - BOND SALES TAX - COUNTY JAIL	\$1,993,490.08	\$277,414.04	(\$206,415.95)	\$0.00	\$2,064,488.17
374 - BLUE CROSS BLUE SHEILD	\$300.00	\$0.00	(\$300.00)	\$0.00	\$0.00
375 - AMBULANCE SERVICE	\$34,995.78	\$366,236.04	(\$295,323.08)	\$0.00	\$105,908.74
377 - EMS EQUIPMENT RESERVE FUND	\$0.00	\$0.00	\$0.00	\$0.00	\$0.00
384 - ARPA	\$0.00	\$0.00	\$0.00	\$0.00	\$0.00
385 - MERCY MEDICAL BUILDING	\$0.00	\$23,474.53	\$0.00	\$0.00	\$23,474.53
387 - ADDICTION SETTLEMENT FUND	\$69,322.60	\$0.00	(\$690.95)	\$0.00	\$68,631.65
397 - CONCEAL CARRY ACCOUNT	\$3,437.33	\$195.00	\$0.00	\$0.00	\$3,632.33
398 - OFFENDER REGISTRATION	\$47,376.65	\$1,980.00	(\$50.00)	\$0.00	\$49,306.65
399 - EMERGENCY SERVICES SALES TA	\$53,609.94	\$173,383.75	(\$53,609.94)	\$0.00	\$173,383.75
* Fund Type Total *	\$4,007,500.25	\$6,055,703.19	(\$2,948,397.23)	\$0.00	\$7,114,806.21
<b>Business Funds (03)</b>					
108 - LANDFILL	\$271,760.24	\$203,655.65	(\$192,891.83)	\$0.00	\$282,524.06
358 - SEWER REPAYMENT-LAKE FT SC	\$0.00	\$10,978.58	\$0.00	\$0.00	\$10,978.58
* Fund Type Total *	\$271,760.24	\$214,634.23	(\$192,891.83)	\$0.00	\$293,502.64
<b>Trust Funds (05)</b>					
014 - ATTORNEY TRUST FUND	\$1,921.69	\$7.41	\$0.00	\$0.00	\$1,929.10
204 - PROSECUTOR TRAINING	\$17,350.72	\$296.15	\$0.00	\$0.00	\$17,646.87

# Fund Status Report

# Bourbon County

<b>Report Selection Criteria:</b>	Selected Fund Type: ALL	<b>Fiscal Year:</b> 2026	<b>From Date:</b> 1/1/2026
	Include Encumbrances? NO	<b>From Period:</b> 1	<b>Thru Date:</b> 3/31/2026
	Include Pri Yr Liabilities? NO	<b>To Period:</b> 3	<b>Option:</b> Period
	Printed in Alpha by Fund Name? NO	<b>Exclude Transfers Breakdown?</b> NO	
	Exclude Additional Cash? NO		
	Include Pending Cash? NO		

**Selected Funds :**

	Beginning Balance	Receipts	Disbursements	Transfers	Ending Balance
237 - SHERIFF FEDERAL FORFEIT FUND	\$25,142.47	\$0.00	\$0.00	\$0.00	\$25,142.47
246 - SPEC PROSECUTOR TRUST-FORF	\$84,782.35	\$0.00	\$0.00	\$0.00	\$84,782.35
247 - SHERIFF'S TRUST-FORFEITURE	\$45.30	\$0.00	\$0.00	\$0.00	\$45.30
257 - SHRF TRUST FORFEITURE 7/1/19	\$54,151.80	\$589.00	(\$11,421.76)	\$0.00	\$43,319.04
* Fund Type Total *	\$183,394.33	\$892.56	(\$11,421.76)	\$0.00	\$172,865.13
<b>Agency Funds - Cities (06)</b>					
330 - FT SCOTT GENERAL	\$0.00	\$1,210,875.58	(\$1,210,875.58)	\$0.00	\$0.00
334 - FT SCOTT LIBRARY	\$0.00	\$183,202.88	(\$183,202.88)	\$0.00	\$0.00
336 - FT SCOTT LIB EMP BEN	\$0.00	\$0.00	\$0.00	\$0.00	\$0.00
342 - FT SCOTT IND DEV	\$0.00	\$0.00	\$0.00	\$0.00	\$0.00
344 - FT SCOTT SPEC ASSESS	\$0.00	\$0.00	\$0.00	\$0.00	\$0.00
354 - FT SCOTT FIRE EQUIP	\$0.00	\$68,500.57	(\$68,500.57)	\$0.00	\$0.00
356 - FT SCOTT BOND & INT	\$0.00	\$224.43	(\$224.43)	\$0.00	\$0.00
400 - BRONSON GENERAL	\$0.00	\$24,577.18	(\$24,577.18)	\$0.00	\$0.00
408 - BRONSON LIBRARY	\$0.00	\$5,341.67	(\$5,341.67)	\$0.00	\$0.00
414 - FULTON GENERAL	\$0.00	\$13,265.54	(\$13,265.54)	\$0.00	\$0.00
418 - FULTON BOND & INT	\$0.00	\$0.00	\$0.00	\$0.00	\$0.00
420 - MAPLETON GENERAL	\$0.00	\$978.99	(\$978.99)	\$0.00	\$0.00
422 - REDFIELD GENERAL	\$0.00	\$8,282.94	(\$8,282.94)	\$0.00	\$0.00
431 - REDFIELD - SEWER	\$0.00	\$0.00	\$0.00	\$0.00	\$0.00
432 - UNIONTOWN GENERAL	\$0.00	\$29,967.55	(\$29,967.55)	\$0.00	\$0.00
441 - UNIONTOWN - SPECIAL ASSMT	\$0.00	\$0.00	\$0.00	\$0.00	\$0.00
* Fund Type Total *	\$0.00	\$1,545,217.33	(\$1,545,217.33)	\$0.00	\$0.00
<b>Agency Funds - Townships (07)</b>					
442 - DRYWOOD GENERAL	\$0.00	\$5,261.11	(\$5,261.11)	\$0.00	\$0.00
444 - DRYWOOD LIGHT DIST	\$0.00	\$495.86	(\$495.86)	\$0.00	\$0.00
446 - FRANKLIN GENERAL	\$0.00	\$3,905.61	(\$3,905.61)	\$0.00	\$0.00

# Fund Status Report

# Bourbon County

<b>Report Selection Criteria:</b>	Selected Fund Type: ALL	Fiscal Year: 2026	From Date: 1/1/2026
	Include Encumbrances? NO	From Period: 1	Thru Date: 3/31/2026
	Include Pri Yr Liabilities? NO	To Period: 3	Option: Period
	Printed in Alpha by Fund Name? NO	Exclude Transfers Breakdown? NO	
	Exclude Additional Cash? NO		
	Include Pending Cash? NO		

**Selected Funds :**

	Beginning Balance	Receipts	Disbursements	Transfers	Ending Balance
450 - FREEDOM GENERAL	\$0.00	\$882.66	(\$882.66)	\$0.00	\$0.00
452 - MARION GENERAL	\$0.00	\$23,549.30	(\$23,549.30)	\$0.00	\$0.00
466 - MARMATON GENERAL	\$0.00	\$2.56	(\$2.56)	\$0.00	\$0.00
468 - MARMATON CEMETERY	\$0.00	\$5,996.44	(\$5,996.44)	\$0.00	\$0.00
470 - MILLCREEK GENERAL	\$0.00	\$2,306.89	(\$2,306.89)	\$0.00	\$0.00
472 - OSAGE GENERAL	\$0.00	\$1,072.45	(\$1,072.45)	\$0.00	\$0.00
476 - PAWNEE GENERAL	\$0.00	\$4,079.23	(\$4,079.23)	\$0.00	\$0.00
478 - PAWNEE CEMETERY	\$0.00	\$1,587.09	(\$1,587.09)	\$0.00	\$0.00
480 - SCOTT GENERAL	\$0.00	\$0.18	(\$0.18)	\$0.00	\$0.00
482 - SCOTT CEMETERY	\$0.00	\$5,606.03	(\$5,606.03)	\$0.00	\$0.00
484 - TIMBERHILL GENERAL	\$0.00	\$216.59	(\$216.59)	\$0.00	\$0.00
518 - TIMBERHILL CEMETERY	\$0.00	\$3,767.37	(\$3,767.37)	\$0.00	\$0.00
* Fund Type Total *	\$0.00	\$58,729.37	(\$58,729.37)	\$0.00	\$0.00
<b>Agency Funds - Schools (08)</b>					
282 - USD 234 GENERAL	\$0.00	\$946,351.35	(\$946,351.35)	\$0.00	\$0.00
284 - USD 234 EMP BEN	\$0.00	\$4,048.62	(\$4,048.62)	\$0.00	\$0.00
286 - USD 234 CAP OUTLAY	\$0.00	\$549,985.10	(\$549,985.10)	\$0.00	\$0.00
288 - USD 234 GEN SUPP	\$0.00	\$1,021,669.94	(\$1,021,669.94)	\$0.00	\$0.00
290 - USD 234 RECREATION	\$0.00	\$137,832.36	(\$137,832.36)	\$0.00	\$0.00
292 - USD 234 BOND & INT	\$0.00	\$675,035.88	(\$675,035.88)	\$0.00	\$0.00
294 - USD 235 GENERAL	\$0.00	\$253,487.20	(\$253,487.20)	\$0.00	\$0.00
296 - USD 235 GEN-SUPP	\$0.00	\$347,373.27	(\$347,373.27)	\$0.00	\$0.00
297 - USD 235 CAP OUTLAY	\$0.00	\$137,477.54	(\$137,477.54)	\$0.00	\$0.00
298 - USD 235 BOND & INT	\$0.00	\$54,198.42	(\$54,198.42)	\$0.00	\$0.00
300 - USD 248 GENERAL	\$0.00	\$1,606.24	(\$1,606.24)	\$0.00	\$0.00
302 - USD 248 GEN SUPP	\$0.00	\$1,900.81	(\$1,900.81)	\$0.00	\$0.00
304 - USD 248 PUB REC	\$0.00	\$113.66	(\$113.66)	\$0.00	\$0.00

# Fund Status Report

# Bourbon County

<b>Report Selection Criteria:</b>	Selected Fund Type: ALL	Fiscal Year: 2026	From Date: 1/1/2026
	Include Encumbrances? NO	From Period: 1	Thru Date: 3/31/2026
	Include Pri Yr Liabilities? NO	To Period: 3	Option: Period
	Printed in Alpha by Fund Name? NO	Exclude Transfers Breakdown? NO	
	Exclude Additional Cash? NO		
	Include Pending Cash? NO		

**Selected Funds :**

	Beginning Balance	Receipts	Disbursements	Transfers	Ending Balance
306 - USD 248 BOND & INT	\$0.00	\$1,074.56	(\$1,074.56)	\$0.00	\$0.00
308 - USD 248 CAP OUTLAY	\$0.00	\$921.15	(\$921.15)	\$0.00	\$0.00
310 - USD 346 GENERAL	\$0.00	\$44,582.95	(\$44,582.95)	\$0.00	\$0.00
312 - USD 346 GEN SUPP	\$0.00	\$51,697.83	(\$51,697.83)	\$0.00	\$0.00
314 - USD 346 CAP OUTLAY	\$0.00	\$22,787.59	(\$22,787.59)	\$0.00	\$0.00
316 - USD 346 BOND & INT	\$0.00	\$23,070.68	(\$23,070.68)	\$0.00	\$0.00
320 - COMM COLLEGE GENERAL	\$0.00	\$2,665,947.74	(\$2,665,947.74)	\$0.00	\$0.00
* Fund Type Total *	\$0.00	\$6,941,162.89	(\$6,941,162.89)	\$0.00	\$0.00
<b>Agency Funds - Cemeteries (09)</b>					
488 - AVONDALE	\$0.00	\$1,021.86	(\$1,021.86)	\$0.00	\$0.00
490 - BARNESVILLE	\$0.00	\$2,145.19	(\$2,145.19)	\$0.00	\$0.00
492 - CENTERVILLE-WEST PLAINS	\$0.00	\$6,682.22	(\$6,682.22)	\$0.00	\$0.00
494 - CHAPEL GROVE	\$0.00	\$1,538.54	(\$1,538.54)	\$0.00	\$0.00
496 - CLARKSBURG	\$0.00	\$4,737.37	(\$4,737.37)	\$0.00	\$0.00
498 - DAYTON	\$0.00	\$1,321.24	(\$1,321.24)	\$0.00	\$0.00
500 - GLENDALE	\$0.00	\$3,085.52	(\$3,085.52)	\$0.00	\$0.00
502 - LATH BRANCH	\$0.00	\$3,168.42	(\$3,168.42)	\$0.00	\$0.00
504 - MAPLE GROVE	\$0.00	\$2,310.44	(\$2,310.44)	\$0.00	\$0.00
506 - OSAGA	\$0.00	\$1,205.00	(\$1,205.00)	\$0.00	\$0.00
508 - PLEASANT VIEW	\$0.00	\$3,330.64	(\$3,330.64)	\$0.00	\$0.00
510 - ROSEDALE	\$0.00	\$2,705.02	(\$2,705.02)	\$0.00	\$0.00
512 - TWEEDY	\$0.00	\$1,989.83	(\$1,989.83)	\$0.00	\$0.00
514 - WEST LIBERTY	\$0.00	\$2,715.33	(\$2,715.33)	\$0.00	\$0.00
516 - ZION	\$0.00	\$1,045.74	(\$1,045.74)	\$0.00	\$0.00
* Fund Type Total *	\$0.00	\$39,002.36	(\$39,002.36)	\$0.00	\$0.00
<b>Agency Funds - Extension Dist (10)</b>					
072 - SOUTHWIND EXTENSION DISTRIC	\$0.00	\$138,727.98	(\$138,727.98)	\$0.00	\$0.00

# Fund Status Report

Bourbon County

<b>Report Selection Criteria:</b>	Selected Fund Type: ALL	<b>Fiscal Year:</b> 2026	<b>From Date:</b> 1/1/2026
	Include Encumbrances? NO	<b>From Period:</b> 1	<b>Thru Date:</b> 3/31/2026
	Include Pri Yr Liabilities? NO	<b>To Period:</b> 3	<b>Option:</b> Period
	Printed in Alpha by Fund Name? NO	<b>Exclude Transfers Breakdown?</b> NO	
	Exclude Additional Cash? NO		
	Include Pending Cash? NO		

**Selected Funds :**

	Beginning Balance	Receipts	Disbursements	Transfers	Ending Balance
228 - SEVERANCE TAX	\$518.41	\$0.00	\$0.00	\$0.00	\$518.41
* Fund Type Total *	\$518.41	\$138,727.98	(\$138,727.98)	\$0.00	\$518.41
<b>Agency Funds - Watersheds (11)</b>					
276 - WATERSHED #98	\$0.00	\$18,160.75	(\$18,160.75)	\$0.00	\$0.00
278 - WATERSHED #102	\$0.00	\$80,643.22	(\$80,643.22)	\$0.00	\$0.00
* Fund Type Total *	\$0.00	\$98,803.97	(\$98,803.97)	\$0.00	\$0.00
<b>Agency Funds - Fire Districts (12)</b>					
078 - FIRE DIST 2	\$0.00	\$21,730.06	(\$21,730.06)	\$0.00	\$0.00
080 - FIRE DIST 3	\$0.00	\$222,792.95	(\$222,792.95)	\$0.00	\$0.00
082 - FIRE DIST 4	\$0.00	\$0.00	\$0.00	\$0.00	\$0.00
084 - FIRE DIST 5	\$0.00	\$78,609.94	(\$78,609.94)	\$0.00	\$0.00
* Fund Type Total *	\$0.00	\$323,132.95	(\$323,132.95)	\$0.00	\$0.00
<b>Agency Funds - Hospital Dist. (13)</b>					
280 - HOSPITAL DIST #1-LINN CO	\$0.00	\$0.00	\$0.00	\$0.00	\$0.00
* Fund Type Total *	\$0.00	\$0.00	\$0.00	\$0.00	\$0.00
<b>Agency Funds - Regional Lib. (14)</b>					
234 - S.E.K. LIBRARY GENERAL	\$0.00	\$70,986.96	(\$70,986.96)	\$0.00	\$0.00
236 - S.E.K. LIBRARY EMP BEN	\$0.00	\$5,034.98	(\$5,034.98)	\$0.00	\$0.00
* Fund Type Total *	\$0.00	\$76,021.94	(\$76,021.94)	\$0.00	\$0.00
<b>Agency Funds - State Funds (15)</b>					
256 - STATE ED BUILDING	\$0.00	\$89,116.84	(\$89,116.84)	\$0.00	\$0.00
258 - STATE INST BLDG.	\$0.00	\$44,558.36	(\$44,558.36)	\$0.00	\$0.00
* Fund Type Total *	\$0.00	\$133,675.20	(\$133,675.20)	\$0.00	\$0.00
<b>Agency Funds - Other (16)</b>					
090 - GAME LICENSE	\$546.50	\$558.50	(\$668.00)	\$0.00	\$437.00
092 - HERITAGE TRUST FUND	\$19,153.00	\$1,832.00	\$0.00	\$0.00	\$20,985.00

# Fund Status Report

# Bourbon County

<b>Report Selection Criteria:</b>	Selected Fund Type: ALL	Fiscal Year: 2026	From Date: 1/1/2026
	Include Encumbrances? NO	From Period: 1	Thru Date: 3/31/2026
	Include Pri Yr Liabilities? NO	To Period: 3	Option: Period
	Printed in Alpha by Fund Name? NO	Exclude Transfers Breakdown? NO	
	Exclude Additional Cash? NO		
	Include Pending Cash? NO		

**Selected Funds :**

	Beginning Balance	Receipts	Disbursements	Transfers	Ending Balance
260 - STATE MOTOR FUND	\$8,589.42	\$273,916.91	(\$269,214.58)	\$0.00	\$13,291.75
261 - STATE DRIVERS LICENSE FUND	\$667.00	\$0.00	\$0.00	\$0.00	\$667.00
262 - STATE MOTOR VEH INSP FEES	\$1,340.50	\$0.00	\$0.00	\$0.00	\$1,340.50
* Fund Type Total *	\$30,296.42	\$276,307.41	(\$269,882.58)	\$0.00	\$36,721.25
<b>Agency Funds - Distributable (17)</b>					
056 - DELINQ PP TAX	\$2,905.11	\$3,440.70	(\$5,551.14)	\$0.00	\$794.67
058 - DELINQ R.E. SALES	\$127,497.97	\$0.00	\$0.00	\$0.00	\$127,497.97
070 - EXCISE TAX	\$3,714.04	\$0.00	(\$197.48)	\$0.00	\$3,516.56
102 - ISOLATED & COMP TAX	\$221,091.98	\$363,074.76	(\$320,018.60)	\$0.00	\$264,148.14
212 - R.E. REDEMPTIONS	\$200,152.45	\$63,633.03	(\$115,973.11)	\$0.00	\$147,812.37
226 - RV TAX	\$8,214.63	\$3,844.92	(\$4,353.38)	\$0.00	\$7,706.17
267 - NEIGHBORHOOD REVIT HOLDING	\$56,496.23	\$445,508.01	(\$460,719.83)	\$0.00	\$41,284.41
268 - TAX ACCOUNT	\$13,007,832.05	\$1,313,047.74	(\$13,846,590.35)	\$0.00	\$474,289.44
274 - VEHICLE TAX	\$451,840.37	\$372,935.60	(\$443,573.55)	\$0.00	\$381,202.42
275 - COMMERCIAL VEHICLE FEES	\$37,957.69	\$35,860.89	(\$18,302.60)	\$0.00	\$55,515.98
* Fund Type Total *	\$14,117,702.52	\$2,601,345.65	(\$15,215,280.04)	\$0.00	\$1,503,768.13
* Report Total *	\$19,297,173.92	\$19,978,030.37	(\$29,198,248.12)	\$0.00	\$10,076,956.17

**A RESOLUTION OF THE BOARD OF COUNTY COMMISSIONERS OF BOURBON COUNTY, KANSAS, REVISING FULL-TIME EMPLOYEE BENEFITS; PROVIDING FOR VACATION AND SICK LEAVE; AND SETTING ADMINISTRATIVE STANDARDS CONSISTENT WITH KANSAS AND FEDERAL LABOR LAWS**

**WHEREAS**, the Board of County Commissioners of Bourbon County, Kansas ("County") adopted the 2026 Employee Human Resource Manual Bourbon County, Kansas (employee handbook) effective 01/15/2026.

**WHEREAS**, the employee handbook provides 'Notice' "that Bourbon County may change, suspend, or discontinue policies in this manual at any time without prior notice as organization, employment legislation, and economic conditions dictate; however, we will endeavor to inform you of such changes in a timely manner. Any changes must be approved by an affirmative vote of the Board of County Commissioners. The change will be recorded in the minutes of the meeting at which the vote took place, be published in the format of this manual and be furnished to each County employee and official. Amendments to this manual will supersede the original policies they are intended to replace."

**WHEREAS**, further stated, "No one other than the County Commission of Bourbon County may alter or modify any of the policies in this Employee Human Resource Manual. Any alteration or modification of the policies in this Employee Human Resource Manual must be in writing."

**WHEREAS**, issues have occurred in the area of vacation and sick leave during the implementation of a new pay entry program that require amendments to the handbook.

**WHEREAS**, Bourbon County seeks to establish clear and consistent full-time employee benefits that support recruitment, retention, and employee wellbeing; and

**WHEREAS**, Kansas law generally permits employers to define paid leave policies, including accrual and payout terms, provided those policies are communicated and administered consistently and in compliance with the Kansas Wage Payment Act and applicable federal laws; and

**WHEREAS**, Bourbon County intends these employee handbook amendments outlined in this Resolution to be administered in conformity with applicable federal statutes and regulations, including but not limited to the Fair Labor Standards Act (FLSA), the Family and Medical Leave Act (FMLA), Title VII of the Civil Rights Act, the Americans with Disabilities Act (ADA), the Uniformed Services Employment and Reemployment Rights Act (USERRA), and any other pertinent federal and state requirements; and

**NOW, THEREFORE, BE IT RESOLVED** by the Board of County Commissioners of Bourbon County, Kansas, that the following full-time employee benefits are hereby amended and adopted:

**BE IT FURTHER RESOLVED THAT** all prior resolutions and policy statements by the Board of County Commissioners in conflict with this resolution are hereby repealed.

## **Section 1. Purpose and Scope**

1.1 **Purpose.** This Resolution establishes uniform vacation and sick leave benefits for all **full-time** County employees and sets related administrative and payout terms.

1.2 **Scope.** This Resolution applies to all **benefit-eligible full-time** employees of Bourbon County, Kansas, unless superseded by a collective bargaining agreement or a specific contract approved by the Board.

## **Section 2. Definitions**

For purposes of this Resolution:

2.1 **"Full-Time Employee"** as defined in the handbook page 31; "An employee who has successfully completed their introductory period (Refer to the Cafeteria Policy) and who works at least 30 hours per week is considered a full-time employee for insurance purposes."

2.2 **"Fiscal Year"** means the County's fiscal year, beginning January 1 and ending December 31, unless otherwise established by the Board of County Commissioners.

2.3 **"Calendar Year"** means a 12-month period beginning on January 1 and ending on December 31.

## Section 2. Definitions (continued)

2.4 **"Years of Service"** means the total continuous, uninterrupted service time with Bourbon County measured from an employee's most recent date of hire. Approved leaves of absence shall not constitute a break in service; however, time on unpaid leave does not count toward service accrual unless required by law (e.g., USERRA).

2.5 **"Award Allotment"** a.k.a. "Front-Loaded" or "Lump-Sum Allotment" means the annual allotment of leave hours is credited at the beginning of each fiscal year. This method rewards loyalty and longevity, providing for immediate value to the employee.

2.6 **"Carryover Maximum"** means the maximum number of unused vacation hours an employee may carry from one fiscal year into the next.

2.7 **"Week."** For the purpose of this policy "two weeks of sick leave" is defined by the employee's regular, recurring work schedule for varying shift lengths.

## Section 3. Compliance

3.1 Kansas & Federal Law. This Resolution shall be administered in conformity with applicable law, including but not limited to:

- Kansas Wage Payment Act (K.S.A. 44-313 et seq.) for payment of wages and any earned, payable leave per County policy;
- FLSA (29 U.S.C. § 201 et seq.) for minimum wage, overtime, hours worked, and recordkeeping;
- FMLA (29 U.S.C. § 2611 et seq.) for qualifying unpaid leave entitlements;
- USERRA, ADA, Title VII, and other applicable anti-discrimination and reemployment rights laws.

3.2 No Contract of Employment. Nothing in this Resolution creates a contract of employment or alters the at-will status of employees, unless otherwise specified by a separate agreement approved by the Board.

3.3 Consistency. The County will apply these provisions consistently and in a non-discriminatory manner. In case of conflict between this Resolution and governing law, governing law controls.

## **Section 4. Vacation Leave**

4.1 Annual Award Allotment. Vacation hours are provided in full to eligible full-time employees on the first business day of each fiscal year (January 1) and tenure based on the scale listed below.

4.2 Vacation Award by Years of Service. Employees receive annual vacation hours as follows:

- New hires will receive no vacation from their date of hire to the end of the fiscal year (December 31<sup>st</sup>).
- 1<sup>st</sup> fiscal year: 40 hours (one week). [January 1<sup>st</sup> following the date of hire]
- 2<sup>nd</sup> fiscal year – 9<sup>th</sup> fiscal year: 80 hours (2 weeks).
- 10<sup>th</sup> fiscal year – 15<sup>th</sup> fiscal year: 120 hours (3 weeks).
- 16<sup>th</sup> fiscal year – 19<sup>th</sup> fiscal year: 160 hours (4 weeks).
- 20<sup>th</sup> fiscal year to retirement: 200 hours (5 weeks).

4.3 Yearly Carryover. Each employee will be allowed to carryover 40 hours of vacation time each fiscal year. Any hours in excess of the allotted carryover will be forfeited.

4.4 Maximum Allotment. The maximum allotted vacation balance will not exceed 200 hours (5 weeks). Once the maximum balance is achieved vacation awards pause until balance drops below 200-hours.

4.5 Scheduling and Use. Vacation usage requires supervisory approval and must consider operational needs. The County will make reasonable efforts to accommodate employee requests while maintaining service levels.

## **Section 4. Vacation Leave (continued)**

4.6 Payout Eligibility for Vacation. Employees are eligible for payout of unused vacation upon separation from employment with the county.

Eligibility for Separation pay:

- Employees must have ten years or more of service at time of separation.
- Payout is limited to the employee's unused vacation balance at separation, not to exceed the carryover maximum (200 hours).
- Employees separated for misconduct or dishonesty may be denied vacation payout consistent with law and County disciplinary policies;
- Payout shall be made at the employee's base rate of pay at the time of separation, excluding differentials, premiums, or overtime.

## **Section 5. Sick Leave**

5.1 Purpose. This policy defines the calculation of sick leave for employees working non-standard schedules to ensure equitable leave benefits across all shift types. Sick leave should be granted for personal medical needs, family care, and bereavement.

5.2 Leave Allotment by Shift Type:

- Standard 7/8-hour shifts (5-day Schedule). Employees working full time 35/40 hour per week are entitled to 80 hours of sick leave.
- 12-Hour Shifts (7-Day Rotation). Leave is based on the average hours worked in a pay period. For employees on a 2-2-3 rotation (averaging 42 hours per week), the allotment is 84 hours,
- 24-hour Shifts (7-Day Rotation). Due to the extended nature of these shifts, leave is calculated based on the designated "tour" schedule. For a standard 56-hour average workweek, the allotment is 112 hours.

5.3 New full-time employees hired after January 1<sup>st</sup> of the county's fiscal year shall receive a prorated amount of sick leave based on their date of hire.

- Calculation of prorated sick leave. Multiply 80 hours by the fraction of the year remaining, defined as the number of full months from date of hire through December 31<sup>st</sup>, divided by 12.

## **Section 5. Sick Leave (continued)**

5.4 Carryover. No carryover limits.

5.5 Maximum Balance: Employees may accrue up to a maximum of 12 weeks of sick leave, defined by their regular scheduled hours. Once the maximum is reached, awards pause until the balance drops below 12 weeks.

- 7/8-Hour Shift (35/40 hrs/week): 480 hours.
- 12-Hour Shift (42 hrs/week avg): 504 hours.
- 24-Hour Shift (56 hrs/week avg): 672 hours.

5.6 Payout of Sick Leave. Employees will be paid the balance of their sick leave at the time of retirement as defined by the Kansas Public Employees Retirement System (KPERs). The standard retirement age is 65 with at least 5 years of service, or age 60 with 30 years of service. KPERs members can also retire at any age if their age plus years of service add up to 85 points (e.g.; a 55-year-old employee with 30 years of service,  $55 + 30 = 85$ )

## **Section 6. Years of Service**

6.1 Determination. Years of service will be based on employee personnel information as of 12/31/2025. In lieu of an employees' date of hire and/or employees' status then one of or a combination of the following methods will be used.

- Using the employee's 2025 Longevity Bonus's years of service calculations.
- Use a comparison of the 2025, 2024, and 2023 PTO awards.

6.2 Discrepancies or errors in PTO from past policies, resolutions, or management practices should favor the employee. Documentation will be by the county's deviation of policy form, completed by the auditor and submitted to the Board of County

Commissioners for approval. These documents will be filed in the employee's personnel file.

### **Section 6. Years of Service (continued)**

6.3 All other disputes will be made to the Board of County Commissioners in executive session to include the employee, the Director or Elected Official who employs them, the Human Resource Director, and/or Pay Entry Director.

### **Section 7. Grandfather Clause**

7.1 Effective \_\_\_\_\_ employees' vacation and sick leave balances as of 12/31/25 will be restored. Anyone hired after January 1, 2026, will be retroactively allotted vacation and sick leave per this resolution based on their hire date.

7.2 In addition to employees' PTO balances banked/frozen at these previous levels. All These employees will not be awarded additional PTO until their balance falls below the maximums outlined in the new policy, and/or their years of service entitle them to a higher balance under the new policy. All employees hired on or after January 1, 2026, is subject to this policy.

7.3 All employees with adjustment to higher PTO levels will not receive them until January 1, 2027.

### **Section 8. Effective Date**

This Resolution shall take effect and be in force from and after its adoption and publication as provided by law.



PO Box 442167  
Lawrence, KS 66044  
785-856-9800  
www.kanren.net  
info@kanren.net

# INVOICE

#2507140100616

**KanREN Member:**  
Bourbon County  
210 S National Ave  
Fort Scott, KS 66701

**Billing Period:** 7/1/2025-6/30/2026  
**Invoice Date:** July 14, 2025  
**Invoice Due Date:** August 13, 2025

Service Location	Cost
Bourbon County - BourbonCo - 210 S National Ave	\$849.00
<b>Total</b>	<b>\$849.00</b>

This invoice constitutes an official bill from KanREN. Payment of this invoice is required within 30 days of its publication. Failure to pay may result in penalties or loss of KanREN service.

Please detach bottom portion and return with payment.

Bourbon County  
210 S National Ave  
Fort Scott, KS 66701

**Invoice Number:** 2507140100616

**Invoice Date:** July 14, 2025

**Due Date:** August 13, 2025

KanREN, Inc.  
PO Box 442167  
Lawrence, KS 66044

**Balance Due:** **\$849.00**

**Amount  
Enclosed:**



PO Box 442167  
 Lawrence, KS 66044  
 785-856-9800  
 www.kanren.net  
 info@kanren.net

# Service Details

**KanREN Member:**  
 Bourbon County  
 210 S National Ave  
 Fort Scott, Kansas 66701

**Billing Period:** 7/1/2025-6/30/2026  
**Publish Date:** July 14, 2025

**Service Location: 210 S National Ave**

Date	Service	Units	Cost
07/01/2025	Membership	1	\$42.00
08/01/2025	Membership	1	\$42.00
09/01/2025	Membership	1	\$42.00
10/01/2025	Membership	1	\$42.00
11/01/2025	Membership	1	\$42.00
12/01/2025	Membership	1	\$42.00
01/01/2026	Membership	1	\$42.00
02/01/2026	Membership	1	\$42.00
03/01/2026	Membership	1	\$42.00
04/01/2026	Membership	1	\$42.00
05/01/2026	Membership	1	\$42.00
06/01/2026	Membership	1	\$42.00
07/01/2025	Zoom Admin Fee	1	\$3.75
08/01/2025	Zoom Admin Fee	1	\$3.75
09/01/2025	Zoom Admin Fee	1	\$3.75
10/01/2025	Zoom Admin Fee	1	\$3.75
11/01/2025	Zoom Admin Fee	1	\$3.75
12/01/2025	Zoom Admin Fee	1	\$3.75
01/01/2026	Zoom Admin Fee	1	\$3.75
02/01/2026	Zoom Admin Fee	1	\$3.75
03/01/2026	Zoom Admin Fee	1	\$3.75
04/01/2026	Zoom Admin Fee	1	\$3.75
05/01/2026	Zoom Admin Fee	1	\$3.75



			Service Details
06/01/2026	Zoom Admin Fee	1	\$3.75
07/01/2025	Zoom EDU Pro Account	20	\$25.00
08/01/2025	Zoom EDU Pro Account	20	\$25.00
09/01/2025	Zoom EDU Pro Account	20	\$25.00
10/01/2025	Zoom EDU Pro Account	20	\$25.00
11/01/2025	Zoom EDU Pro Account	20	\$25.00
12/01/2025	Zoom EDU Pro Account	20	\$25.00
01/01/2026	Zoom EDU Pro Account	20	\$25.00
02/01/2026	Zoom EDU Pro Account	20	\$25.00
03/01/2026	Zoom EDU Pro Account	20	\$25.00
04/01/2026	Zoom EDU Pro Account	20	\$25.00
05/01/2026	Zoom EDU Pro Account	20	\$25.00
06/01/2026	Zoom EDU Pro Account	20	\$25.00
<b>Annual Total</b>			<b>\$849.00</b>